

IMPACT67
COMPACT I/O MODULES FOR THE FIELD

- **Application oriented**
- **Easy to Install**
- **Cost-effective**

ECONOMIC DECENTRALIZATION

Impact67 is the perfect fieldbus solution for basic applications that need to be cost-effective. The modules in this series are available with different bus protocols, they feature pluggable connections, diagnostics and IP67 tested seals.

This makes Impact67 the perfect choice for an electrical engineer whose objective is to minimize costs while maintaining digital inputs and outputs under ordinary conditions.

FOCUSED ON ESSENTIALS

- **Single channel diagnostic via LED** – don't look for errors, find them
- **Group diagnostics via the bus** – easy remote diagnostics
- **Port-related shut off** – only the affected port is shut off

PROFIBUS
PROFINET
EtherNet/IP
EtherCAT
CANopen
DeviceNet
IO-Link

Impact67 I/O Modules



Impact67-P
• Digital I/Os

PROFIBUS

Page 4.6.1



Impact67-PN
• Multifunctional I/Os
• Digital I/Os
• IO-Link

PROFINET
IO-Link

Page 4.6.2



Impact67-E
• Multifunctional I/Os
• Digital I/Os
• IO-Link

EtherNet/IP
IO-Link

Page 4.6.5



Impact67-EC
• Digital I/Os

EtherCAT

Page 4.6.8



Impact67-C
• Digital I/Os

CANopen

Page 4.6.9



Impact67-DN
• Digital I/Os

DeviceNet

Page 4.6.10

MURR ELEKTRONIK
stay connected

Basic diagnostic

PROFIBUS

Approvals: c UL us Listed c SP us

Impact67-P	Impact67-P	Impact67-P	Impact67-P
DI16	DI8/DO8 - 2 A	DO8 - 2 A	DO16 - 0.5 A



Order Data	Art-No.	Art-No.	Art-No.	Art-No.
DI16	**55345**			
DI8/DO8 - 2 A		**55346**		
DO8 - 2 A			**55347**	
DO16 - 0.5 A				**55348**
Connections				
Fieldbus	PROFIBUS 12 Mbit/s; M12, B-coded			
Sensor-system/actuator supply	7/8", 5-pole, 2 × max. 9 A			
I/O ports	M12, 5-pole, A-coded			
PROFIBUS				
Addressing	Rotary switch 3...99			
Input				
Sensor supply US	24 V DC (EN 61131-2), max. 200 mA (M12 female), short-circuit and overload protected		–	
Type	for 3-wire sensors or mechanical switches, PNP		–	
Output				
Switching current per output	–	max. 2 A (short-circuit and overload protected)		max. 0.5 A (short-circuit and overload protected)
General data				
Protection	IP67			
Mounting method	2 hole screw mounting, compatible with I/O modules of MVK model range			
Temperature range	0...+55 °C (storage temperature -25...+70 °C)			
Dimension drawing				

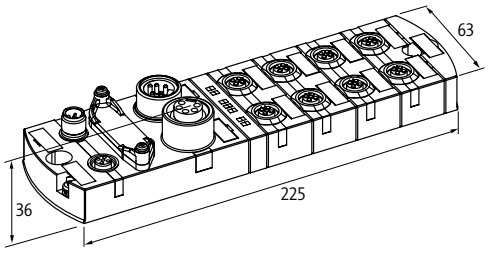

Notes

Basic diagnostic

Approvals:

	Impact67-PN	Impact67-PN	Impact67-PN	Impact67-PN
	DI16	DI8/DO8 - 2 A	DO8 - 2 A	DO16 - 0.5 A



Order Data	Art-No.	Art-No.	Art-No.	Art-No.
DI16	**55091**			
DI8/DO8 - 2 A		**55092**		
DO8 - 2 A			**55093**	
DO16 - 0.5 A				**55094**
Connections				
Fieldbus	Ethernet 10/100 Mbit/s; M12, D-coded			
Sensor-system/actuator supply	7/8", 5-pole, 2 × max. 9 A			
I/O ports	M12, 5-pole, A-coded			
PROFINET				
Addressing	DCP			
Input				
Sensor supply US	24 V DC (EN 61131-2), max. 200 mA (M12 female), short-circuit and overload protected		–	
Type	for 3-wire sensors or mechanical switches, PNP		–	
Output				
Switching current per output	–	max. 2 A (short-circuit and overload protected)		max. 0.5 A (short-circuit and overload protected)
General data				
Protection	IP67			
Mounting method	2 hole screw mounting, compatible with I/O modules of MVK model range			
Temperature range	-25...+55 °C (storage temperature -25...+70 °C)			
Dimension drawing				

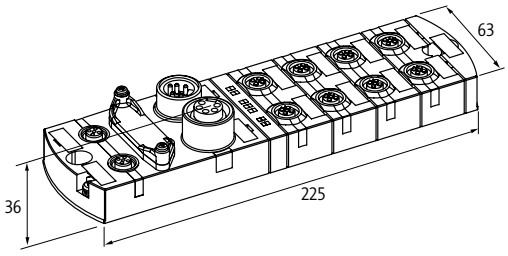

Notes

Expanded diagnostic

PROFINET

Impact67-PN

DIO16 IRT



Order Data	Art-No.
DIO16 IRT	**55130**
Connections	
Fieldbus	Ethernet 10/100 Mbit/s; M12, D-coded
Sensor-system/actuator supply	7/8", 5-pole, 2 × max. 9 A
I/O ports	M12, 5-pole, A-coded
PROFINET	
FSU (Fast-Start-Up)	max. 500 ms
Shared Device/Input	yes, for 2 controls
Profinet Netload Class	III
Specification	V2.3, Conformance Class C (IRT)
Addressing	DCP
Input	
Sensor supply US	24 V DC (EN 61131-2), max. 200 mA (M12 female), short-circuit and overload protected
Type	for 3-wire sensors or mechanical switches, PNP
Output	
Actuator supply UA	24 V DC (EN 61131-2), max. 9 A
Switching current per output	max. 1.6 A (short-circuit and overload protected)
Lamp load	10 W
Parameterization	
PIN 4	Input/Output (port X0...X7)
PIN 2	Input/Output (port X0...X7)
General data	
Protection	IP67
Mounting method	2-hole screw mounting
Temperature range	-25...+55 °C (storage temperature -25...+70 °C)
Dimension drawing	

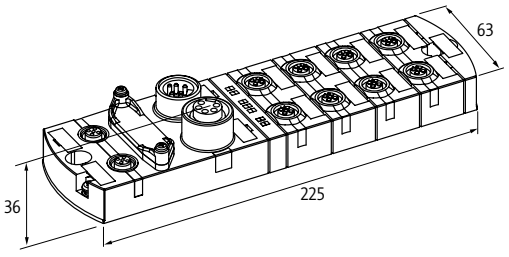

Notes	

Expanded diagnostic

PROFINET® IO-Link

	Impact67-PN IO-Link DIO14 IOL2 IRT	**Impact67-PN IO-Link** DIO12 IOL4 IRT
		
Order Data	**Art-No.**	**Art-No.**
DIO14 IOL2 IRT	**55131**	
DIO12 IOL4 IRT		**55132**
Connections		
Fieldbus	Ethernet 10/100 Mbit/s; M12, D-coded	
Sensor-system/actuator supply	7/8", 5-pole, 2 × max. 9 A	
I/O ports	M12, 5-pole, A-coded	
PROFINET		
FSU (Fast-Start-Up)	max. 500 ms	
Shared Device/Input	yes, for 2 controls	
Profinet Netload Class	III	
Specification	V2.3, Conformance Class C (IRT)	
Addressing	DCP	
IO-Link		
IO-Link	2 × Master	4 × Master
Operating modes	COM1; COM2; COM3 (automatic)	
Transfer parameters	32 Byte (via IO-Link Port)	
Port class	Class B (not galvanically separated)	Class A + B (not galvanically separated)
Specification	IO-Link Master V1.12	
Input		
Sensor supply US	24 V DC (EN 61131-2), max. 200 mA (M12 female), short-circuit and overload protected	
Type	for 3-wire sensors or mechanical switches, PNP, IO-Link Devices	
Output		
Actuator supply UA	24 V DC (EN 61131-2), max. 9 A	
Switching current per output	max. 1.6 A (short-circuit and overload protected)	
Lamp load	10 W	
Parameterization		
PIN 4	Input (port X0...X7); Output (port X0...X4, X6); IO-Link Master (port X5, X7)	Input (port X0...X7); Output (port X0, X2, X4, X6); IO-Link Master (port X1, X3, X5, X7)
PIN 2	Input/Output (port X0...X7); U-Actuator IO-Link Class B (port X5, X7)	
General data		
Protection	IP67	
Mounting method	2-hole screw mounting	2 hole screw mounting, compatible with I/O modules of MVK model range
Temperature range	-25...+55 °C (storage temperature -25...+70 °C)	
Dimension drawing		
	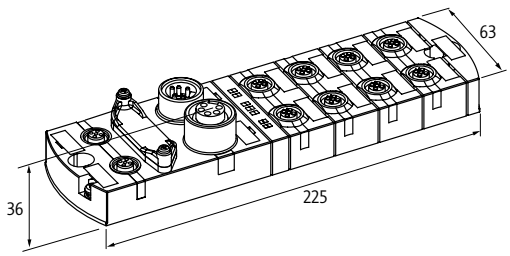	
Notes		

Basic diagnostic

EtherNet/IP

Approvals: cULus Listed, cCSAus

	Impact67-E	Impact67-E	Impact67-E	Impact67-E
	DI16	DI8/DO8 - 2 A	DO8 - 2 A	DO16 - 0.5 A



Order Data	Art-No.	Art-No.	Art-No.	Art-No.
DI16	**55085**			
DI8/DO8 - 2 A		**55086**		
DO8 - 2 A			**55087**	
DO16 - 0.5 A				**55088**
Connections				
Fieldbus	Ethernet 10/100 Mbit/s; M12, D-coded			
Sensor-system/actuator supply	7/8", 5-pole, 2 × max. 9 A			
I/O ports	M12, 5-pole, A-coded			
EtherNet/IP				
Addressing	DHCP, BOOTP or IP address by rotary switch			
Input				
Sensor supply US	24 V DC (EN 61131-2), max. 200 mA (M12 female), short-circuit and overload protected		–	
Type	for 3-wire sensors or mechanical switches, PNP		–	
Output				
Switching current per output	–	max. 2 A (short-circuit and overload protected)		max. 0.5 A (short-circuit and overload protected)
General data				
Protection	IP67			
Mounting method	2 hole screw mounting, compatible with I/O modules of MVK model range			
Temperature range	-25...+55 °C (storage temperature -25...+70 °C)			0...+55 °C (storage temperature -25...+70 °C)
Dimension drawing				

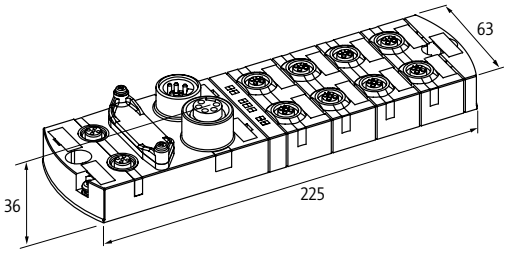

Notes

Expanded diagnostic

EtherNet/IP

Approvals:

	Impact67-E	**Impact67-E**
	DIO8 (DIO8) DLR (Device Level Ring)	DIO16 DLR (Device Level Ring)



Order Data	**Art-No.**	**Art-No.**
DIO8 (DIO8)	**55089**	
DIO16		**55142**
Connections		
Fieldbus	Ethernet 10/100 Mbit/s; M12, D-coded	
Sensor-system/actuator supply	7/8", 5-pole, 2 × max. 9 A	7/8", 4-pole, 2 × max. 9 A
I/O ports	M12, 5-pole, A-coded	
EtherNet/IP		
Addressing	DHCP, BOOTP or IP address by rotary switch	DHCP, BOOTP or IP address by DIP switch
DLR (Device Level Ring)	yes	
QC (Quick Connect)	–	max. 360 ms
Multiple connections	–	yes
CIP Sync	–	yes
Composite Test Revision	–	CT14
Input		
Sensor supply US	24 V DC (EN 61131-2), max. 200 mA (M12 female), short-circuit and overload protected	
Type	for 3-wire sensors or mechanical switches, PNP	
Output		
Actuator supply UA	24 V DC (EN 61131-2), max. 9 A	
Switching current per output	max. 1.6 A (short-circuit and overload protected)	
Lamp load	10 W	
Parameterization		
PIN 4	Input/Output (port X0...X7)	
PIN 2	Input/Output (port X0...X7)	
General data		
Protection	IP67	
Mounting method	2 hole screw mounting, compatible with I/O modules of MVK model range	2-hole screw mounting
Temperature range	-25...+55 °C (storage temperature -25...+70 °C)	-25...+55 °C (storage temperature -40...+85 °C)
Dimension drawing		

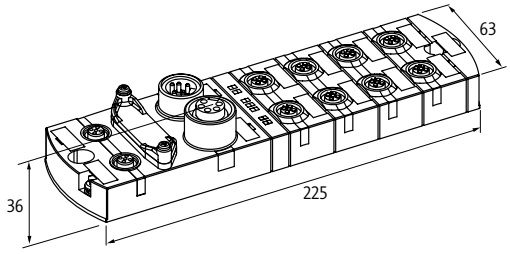

Notes	

MURR ELEKTRONIK
stay connected

Expanded diagnostic

EtherNet/IP IO-Link

Approvals: cULus Listed cCSAus

Impact67-E IO-Link
DIO14 IOL2
DLR (Device Level Ring)

Impact67-E IO-Link
DIO12 IOL4
DLR (Device Level Ring)



Order Data	Art-No.	Art-No.
DIO14 IOL2	**55143**	
DIO12 IOL4		**55144**
Connections		
Fieldbus	Ethernet 10/100 Mbit/s; M12, D-coded	
Sensor-system/actuator supply	7/8", 4-pole, 2 × max. 9 A	
I/O ports	M12, 5-pole, A-coded	
EtherNet/IP		
Addressing	DHCP, BOOTP or IP address by DIP switch	
QC (Quick Connect)	max. 360 ms	
Multiple connections	yes	
CIP Sync	yes	
Composite Test Revision	CT14	
DLR (Device Level Ring)	yes	
IO-Link		
IO-Link	2 × Master	4 × Master
Operating modes	COM1; COM2; COM3 (automatic)	
Transfer parameters	32 Byte (via IO-Link Port)	
Port class	Class B (not galvanically separated)	
Specification	IO-Link Master V1.12	
Input		
Sensor supply US	24 V DC (EN 61131-2), max. 200 mA (M12 female), short-circuit and overload protected	
Type	for 3-wire sensors or mechanical switches, PNP, IO-Link Devices	
Output		
Actuator supply UA	24 V DC (EN 61131-2), max. 9 A	
Switching current per output	max. 1.6 A (short-circuit and overload protected)	
Lamp load	10 W	
Parameterization		
PIN 4	Input/Output (port X0...X7); IO-Link Master (port X6, X7)	Input/Output (port X0...X7); IO-Link Master (port X4...X7)
PIN 2	Input/Output (port X0...X7); U-Actuator IO-Link Class B (port X6, X7)	Input/Output (port X0...X7); U-Actuator IO-Link Class B (port X4...X7)
General data		
Protection	IP67	
Mounting method	2-hole screw mounting	
Temperature range	-25...+55 °C (storage temperature -40...+85 °C)	
Dimension drawing		

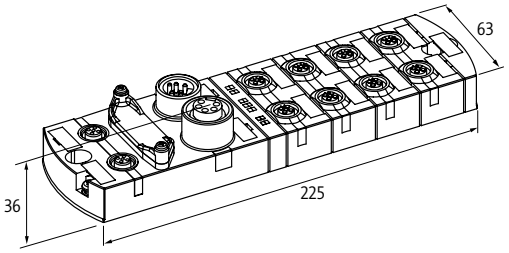

Notes

Basic diagnostic

EtherCAT

Approvals:

	Impact67-EC	Impact67-EC	Impact67-EC	Impact67-EC
	DI16	DI8/DO8 - 2 A	DO8 - 2 A	DO16 - 0.5 A



Order Data	Art-No.	Art-No.	Art-No.	Art-No.
DI16	**55081**			
DI8/DO8 - 2 A		**55082**		
DO8 - 2 A			**55083**	
DO16 - 0.5 A				**55084**
Connections				
Fieldbus	Ethernet 10/100 Mbit/s; M12, D-coded			
Sensor-system/actuator supply	7/8", 5-pole, 2 × max. 9 A			
I/O ports	M12, 5-pole, A-coded			
EtherCAT				
Addressing	automatic or Device ID by rotary switch			
Input				
Sensor supply US	24 V DC (EN 61131-2), max. 200 mA (M12 female), short-circuit and overload protected		–	
Type	for 3-wire sensors or mechanical switches, PNP		–	
Output				
Switching current per output	–	max. 2 A (short-circuit and overload protected)		max. 0.5 A (short-circuit and overload protected)
General data				
Protection	IP67			
Mounting method	2 hole screw mounting, compatible with I/O modules of MVK model range			
Temperature range	-25...+55 °C (storage temperature -25...+70 °C)			0...+55 °C (storage temperature -25...+70 °C)
Dimension drawing				

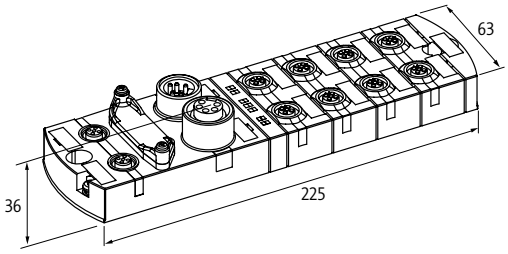

Notes

Basic diagnostic

CANopen

Approvals:

	Impact67-C	Impact67-C	Impact67-C	Impact67-C
	DI16	DI8/DO8 - 2 A	DO8 - 2 A	DO16 - 0.5 A



Order Data	Art-No.	Art-No.	Art-No.	Art-No.
DI16	**55075**			
DI8/DO8 - 2 A		**55076**		
DO8 - 2 A			**55077**	
DO16 - 0.5 A				**55078**
Connections				
Fieldbus	CAN 1 Mbit/s; M12, A-coded			
Sensor-system/actuator supply	7/8", 5-pole, 2 × max. 9 A			
I/O ports	M12, 5-pole, A-coded			
CANopen				
Addressing	Rotary switch 1...99			
Input				
Sensor supply US	24 V DC (EN 61131-2), max. 200 mA (M12 female), short-circuit and overload protected		–	
Type	for 3-wire sensors or mechanical switches, PNP	–		
Output				
Switching current per output	–	max. 2 A (short-circuit and overload protected)		max. 0.5 A (short-circuit and overload protected)
General data				
Protection	IP67			
Mounting method	2 hole screw mounting, compatible with I/O modules of MVK model range			
Temperature range	-25...+70 °C (storage temperature -25...+70 °C)			
Dimension drawing				

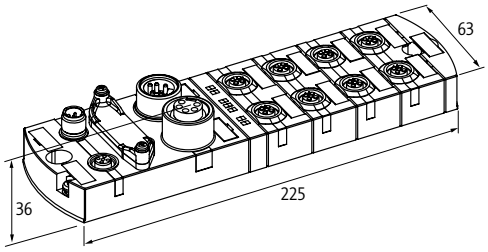

Notes

IMPACT67

Basic diagnostic

DeviceNet

Approvals: c UL us Listed, c SA us



	Impact67-DN DI16	Impact67-DN DI8/DO8 - 2 A	Impact67-DN DO8 - 2 A	Impact67-DN DO16 - 0.5 A
Order Data	**Art-No.**	**Art-No.**	**Art-No.**	**Art-No.**
DI16	**55071**			
DI8/DO8 - 2 A		**55072**		
DO8 - 2 A			**55073**	
DO16 - 0.5 A				**55074**
Connections				
Fieldbus	DN 125 kbit/s; 250 kbit/s; 500 kbit/s; M12, A-coded			
Sensor-system/actuator supply	7/8", 5-pole, 2 × max. 9 A			
I/O ports	M12, 5-pole, A-coded			
DeviceNet				
Addressing	Rotary switch 0...63			
Input				
Sensor supply US	24 V DC (EN 61131-2), max. 200 mA (M12 female), short-circuit and overload protected		–	
Type	for 3-wire sensors or mechanical switches, PNP		–	
Output				
Switching current per output	–	max. 2 A (short-circuit and overload protected)		max. 0.5 A (short-circuit and overload protected)
General data				
Protection	IP67			
Mounting method	2 hole screw mounting, compatible with I/O modules of MVK model range			
Temperature range	-25...+70 °C (storage temperature -25...+70 °C)			
Dimension drawing				

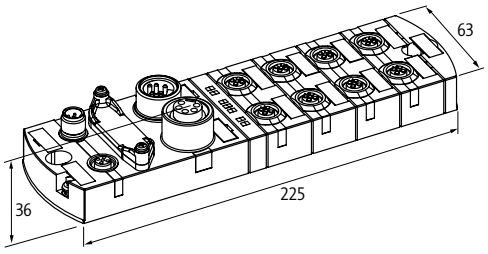

Notes

Accessories			Art-No.
	**Label plates**		
	20 × 8 mm	(20 pieces per plate)	**55318**
	**Screw plug M12 × 1 mm (for female)**		
	Plastic, hex without gasket	Quantity: 10 pcs.	**58627**
	**Screw plug 7/8" (for male)**		
	Plastic		**55385**