Life Is On | Schneider Electric

SpaceLogic HVAC Sensors Catalog

EMEA & APAC

Digital Buildings Division | 2025

www.schneider-electric.com

Overview

Schneider Electric - the single source for all your sensor and input device needs

This catalog presents the comprehensive sensor and input device portfolio from Schneider Electric. By dealing with one trusted supplier, our customers save time and money, fully confident of the quality, performance and value of the Schneider Electric offer.

For further information on sensor and input device products visit the EcoBuilding Exchange Extranet at: https://ecobuilding.schneider-electric.com (registration requirement applies) or contact your local Schneider Electric sales office.

A global leader in intelligent building management products, systems and solutions

As a global specialist in energy management with operations in more than 100 countries, Schneider Electric offers integrated solutions across multiple market segments, including leadership positions in Utilities & Infrastructure, Industries & Machines Manufacturers, Non-residential Building, Data Centres & Networks and in Residential. Focused on making energy safe, reliable, efficient, productive and green, the Group's 160,000 plus employees achieved sales of 26 billion Euros in 2015, through an active commitment to help individuals and organizations make the most of their energy.

Table of Contents

Communicating Sensors for SpaceLogic IP Controllers Temperature, Humidity, Air Quality & Occupancy	4
High Accuracy Temperature & Humidity Transmitters	10
Temperature Transmitters	18
Air Quality Transmitters	34
Humidity Transmitters	46
Thermostats & Room Controllers	54
Flow Monitoring	60
Pressure Transmitters	68
Current Monitoring	78
Smoke Detectors	84
Light Transmitters	88
Legacy Products	92
Appendices A, B, C	114

Communicating Sensors for SpaceLogic IP Controllers

Temperature, Humidity, Air Quality & Occupancy

SpaceLogic Sensors
SXWS Sensors for MP and RP IP Controllers

Note: A subset of models shown.

SXWS sensors are a family of living space sensors for use with MP and RP IP controllers that use the EcoStruxure Building Operation user interface. These sensors use an RJ-45 sensor bus that provides communication and power from the IP controller. For quick installation, up to four SXWS sensors may be connected to each IP controller through the RJ-45 sensor bus using Cat 5/6 cable (22 to 26 AWG). A Bluetooth® adapter is available for commissioning and service. It is temporarily connected to installed communicating sensors and allows for quick setup and configuration. The Bluetooth adapter communicates to upload devices (smart phone, laptop, table, etc.) with the Living Space Sensor EcoStruxure Building Operation app installed via USB or Bluetooth communications.

SXWS living space sensors are modular and are ordered in two parts: the sensor base and the cover. Four SXWS communicating sensor base models are available that can be paired with any SXWS cover model. CO2, Relative Humidity, and Temperature sensor base options provide an efficient, cost effective solution for living space air quality and comfort needs. Covers are available with a 61 mm (2.4”) backlit color touchscreen and a three button non-display version for override and setpoint. Blank covers with no user interface are also available. All modular cover variants are available with and without passive infrared occupancy sensors.

Two complete sensor/cover combination model types are available:

- Temperature-only with LCD display. Communicating with three button cover. This is a low cost temperature sensor with a basic display.
- A two-wire, resistive-only, non-communicating temperature sensor is offered for a low cost conformance part. This uses an I/O port on the controller.

Combination models come with a sensor base and cover and are available in medium matte white, optimum glass white and optimum glass black. Combination units have the same form factor as the modular sensor bases and covers of the same housing type. Combination units will not work with other covers.

SXWS living space sensors measure the levels of CO2 (if equipped), RH (if equipped), and temperature of air in a living space application. The CO2 sensor operates within accuracy specifications for an interval of two years and can be field calibrated.

Specifications

CO_2 sensor	
Sensor type	Non-dispersive infrared (NDIR), diffusion sampling
Output range	0 … 2000 ppm
Accuracy	±30 ppm ±2% of measured value
Repeatability	±20 ppm ±1% of measured value
Response time	<60 seconds for 90% step change
RH sensor	
HS sensor	Solid state capacitive
Accuracy	±2% from 10 … 80% RH @ 25°C (77 °F)
Hysteresis	1.5% typical
Linearity	Included in accuracy specification
Stability	±1% @ 20°C (68 °F) annually for 2 years
Output range	0 to 100% RH
Temperature coefficient	±0.1% RH/°C above or below 25 °C (77 °F) typical

SpaceLogic Sensors
SXWS Sensors for MP and RP IP Controllers (cont.)

Specifications (cont.)

Temperature sensor (non-communicating models)	
Sensor type	10K Type 3 thermistor
Accuracy	±0.2 °C (±0.4 °F) typical
Resolution	0.1 °C (0.2 °F)
Output range	0 … 50 °C (32 … 122 °F)
Temperature sensor (communicating models)	
Accuracy	±0.2 °C (±0.4 °F) typical
Occupancy sensor	
Sensor type	Passive infrared (PIR)
Light and blind control	
Number of light control zones	1 manually controlled 4 configurable in scenes
Number of blind control zones	1 manually controlled 4 configurable in scenes
User interface	Any SXWS cover with touchscreen
Communication	Sensor Bus on RP-x models with light/blind modules
Preconfigured scenes	Configurable via EcoStruxure Building Operation software
Light control	On/off/dimming
Blind control	Blind open /close/adjust Louver open/close/adjust
Operating environment	
Operating temperature	0 … 50 °C (32 … 122 °F)
Operating humidity range	0 to 95% RH, non-condensing
Housing material	High impact ABS plastic Flammability rating UL 94 V-0
Input power	2 watts, 24 Vdc over sensor bus
Wiring terminals	
Non-communicating models	Screw, 2-wire, 18-24 AWG
Communicating models	RJ-45 female sensor bus

Multiple Housing Finishes Available

Optimum Housing

- Higher-end aesthetic suitable for new construction and remodels
- Available for all SXWS cover types
- Glass touch panel
- Available in white or black

Medium Housing

- Standard aesthetic suitable for schools, hospitals, municipal facilities
- Available for all SXWS cover types (except off-screen light/blind control buttons)
- Matte white finish

SpaceLogic Sensors
SXWS Sensors for MP and RP IP Controllers (cont.)

SXWS Sensor Bases

Model Number	Temp	RH	CO_2	Cover	SpaceLogic Sensor Bus	Base Color
SXWSBTXXXSXX	X			Not Included	X	Clear/Transparent
SXWSBTHXXSXX	X	X		Not Included	X	Clear/Transparent
SXWSBTXCXSXX	X		X	Not Included	X	Clear/Transparent
SXWSBTHCXSXX	X	X	X	Not Included	X	Clear/Transparent

Cover Variants - Communicating Sensors
Blank, No User Interface

- Configurable through the eCommission Bluetooth Adapter or EcoStruxure Building Operation software
- Occupancy sensor version available

Model Number	Occupancy Sensor (PIR)	Housing Finish
SXWSCBXSELXX		Medium, White
SXWSCBPSELXX	X	Medium, White
SXWSCBXSELXW		Optimum, White
SXWSCBPSELXW	X	Optimum, White
SXWSCBXSELXB		Optimum, Black
SXWSCBPSELXB	X	Optimum, Black

3-Button User Interface, Setpoint and Override

- Configurable through the eCommission Bluetooth Adapter or EcoStruxure Building Operation software
- Setpoint and override buttons
- Halo indicates heating and cooling status
- Occupancy sensor version available

Model Number	Override	Setpoint	Occupancy Sensor (PIR)	Housing Finish
SXWSC3XSELXX	X	X		Medium, White
SXWSC3PSELXX	X	X	X	Medium, White
SXWSC3XSELXW	X	X		Optimum, White
SXWSC3PSELXW	X	X	X	Optimum, White
SXWSC3XSELXB	X	X		Optimum, Black
SXWSC3PSELXB	X	X	X	Optimum, Black

SpaceLogic Sensors
SXWS Sensors for MP and RP IP Controllers (cont.)

Cover Variants - Communicating Sensors (cont.)

Touch Screen User Interface

- Configurable through the eCommission Bluetooth Adapter or EcoStruxure Building Operation software
- 61 mm (2.4”) color touchscreen
- CO_2, RH, temperature, setpont and override displayed
- Heating, cooling, ecomode status
- Light and blind control for use with RP-x with light and blind modules
- Occupancy sensor version available

Model Number	61mm (2.4”) Color Touchscreen with Light & Blind Control	Override	Setpoint	Occupancy Sensor (PIR)	Housing Finish
SXWSCDXSELXX	X	X	X		Medium, White
SXWSCDPSELXX	X	X	X	X	Medium, White
SXWSCDXSELXW	X	X	X		Optimum, White
SXWSCDPSELXW	X	X	X	X	Optimum, White
SXWSCDXSELXB	X	X	X		Optimum, Black
SXWSCDPSELXB	X	X	X	X	Optimum, Black

Touch Screen User Interface with Off-screen Light and Blind Control

- Configurable through the eCommission Bluetooth Adapter or EcoStruxure Building Operation software
- 61 mm (2.4”) color touchscreen
- CO_2, RH, temperature, setpont and override displayed
- Heating, cooling, ecomode status
- Light and blind control for use with RP-x with light and blind modules
- Occupancy sensor version available
- Two glass touch capacitive button version for lights
- Four glass touch capacitive button version for lights and blinds

Model Number	61mm (2.4”) Color Touchscreen with Light & Blind Control	Override	Setpoint	Off-Touchscreen Light & Blind Control Buttons	Off-Touchscreen Light Control Buttons	Occupancy Sensor (PIR)	Housing Finish
SXWSC2XSELXW	X	X	X		X		Optimum, White
SXWSC4XSELXW	X	X	X	X			Optimum, White
SXWSC2PSELXW	X	X	X		X	X	Optimum, White
SXWSC4PSELXW	X	X	X	X		X	Optimum, White
SXWSC2XSELXB	X	X	X		X		Optimum, Black
SXWSC4XSELXB	X	X	X	X			Optimum, Black
SXWSC2PSELXB	X	X	X		X	X	Optimum, Black
SXWSC4PSELXB	X	X	X	X		X	Optimum, Black

SpaceLogic Sensors
SXWS Sensors for MP and RP IP Controllers (cont.)

Sensor and Cover Combination Models
Communicating Temperature Only User Interface with LCD

- Configurable through the eCommission Bluetooth Adapter or EcoStruxure Building Operation software
- LCD displays temperature, heating, cooling status
- Setpoint and override

Part number	Temp	RH	CO_2	Cover	IP Controller System Bus	Resistive only (10K T3)
SXWSATXXXSLX*	X			Included - Med. White	X	
SXWSATXXXSLW*	X			Included - Opt. White	X	
SXWSATXXXSLB*	X			Included - Opt. Black	X	

*Combination models include base and cover.

Non-communicating Temperature Only, No User Interface

- 2-wire resistive output
- 10K Type 3 thermistor
- Uses I/O port on controller

Part number	Temp	RH	CO_2	Cover	IP Controller System Bus	Resistive only (10K T3)
SLASXXX*	X			Included - Med. White		X
SLAWXXX*	X			Included - Opt. White		X
SLABXXX*	X			Included - Opt. Black		X

*Combination models include base and cover.

High-Accuracy Temperature & Humidity Transmitters

SpaceLogic Sensors
SH3 and ST3 Series Humidity and Temperature Transmitters

SpaceLogic SH3 and ST3 Series transmitters measure temperature, relative humidity and the dew or frost point. These devices are designed for fixed installation in HVAC and crtical applications like life sciences and data centers where conditions are within the range of 0 to 100% RH and -40 to 60 °C.

The SH3/ST3 models are 2-wire, loop powered (4 to 20 mA current signal) transmitters. These devices provide linear analog outputs signals for transmission over a length of cable to a remote display, recorder, controller or data processing unit. The transmitters can be used to measure temperature only or humidity and temperature parameters.

The SH3/ST3 transmitters are factory calibrated and feature well-proven sensors and a robust housing. Digital signal processing ensures consistent product performance. It also facilitates simplified field maintenance with features such as potentiometer-free digital calibration.

SH3 and ST3 transmitters can interface to a PC software utility called SpaceLogic Sensor Configurator using the service port. SpaceLogic Sensor Configurator software allows the user to configure the transmitter based on application needs, perform sensor adjustment and field calibration and complete firmware upgrades as required.

The ability to easily update the product's firmware ensures that the SH3/ST3 transmitters can be kept up to date with future functionality improvements.

Specifications

Power supply	10 to 28 VDC: 10 V + (0.02 x load)
Analog output signal*	4 to 20 mA (default temp: 0 to 50 °C; humidity: 0 to 100% RH)
Accuracy at 23°C	Temperature: ±0.2 °C typical Humidity: ±1.5% RH

*Configured through SpaceLogic Sensor Configurator software.
Note: See product datasheet for full list of specifications.

CALCAB1

DKIT

SESPA-PCB-PE

Available Products

Model	Description
Transmitters	
SH3XD22	2-wire, duct, temperature and relative humidity, fixed probe, medium accuracy
SH3XW22	2-wire, wall, temperature and relative humidity, fixed probe, medium accuracy
ST3XD2	2-wire, duct, temperature, fixed probe, medium accuracy
ST3XW2	2-wire, wall, temperature, fixed probe, medium accuracy
Calibration Certificate	
SERAG1T3H	3 RH + 1 temp calibration point
Accessories (sold separately)	
DKIT	Duct installation kit
CALCAB1	USB interface cable (allows adjustment of all devices via PC using SpaceLogic Sensor Configurator software)
SESPA-PCB-PE	Carrier and standard filter

Note: Calibration certificate delivered with the product shows: 2 RH + 1 temp adjustment point and 1 RH + 1 temp calibration point.

SpaceLogic Sensors
SH4 and ST4 Series Humidity and Temperature Transmitters

SpaceLogic SH4 and ST4 Series transmitters measure temperature, relative humidity and the dew or frost point. This series is designed for fixed installation in HVAC, critical and light industrial applications where a high measurement accuracy is required at conditions within the range of 0 to 100% RH and -50 to 100 °C (-10 to 60°C with the optional LCD display).

The SH4/ST4 transmitters are 2-wire, loop powered (4 to 20 mA current signal) transmitters. These devices provide linear analog outputs signals for transmission over a length of cable to a remote display, recorder, controller or data processing unit. The transmitters can be used to measure temperature only or humidity and temperature parameters.

The SH4/ST4 transmitters are factory calibrated and feature well-proven sensors and a robust housing. Digital signal processing ensures consistent product performance. It also facilitates field maintenance with features such as potentiometer-free digital calibration.

SH4 and ST4 Series transmitters can interface to a PC software utility called SpaceLogic Sensor Configurator using the service port. SpaceLogic Sensor Configurator software allows the user to configure the transmitter based on application needs, perform sensor adjustment and field calibration and complete firmware upgrades as required.

The ability to easily update the product's firmware ensures that the SH4/ST4 transmitters can be kept up to date with future functionality improvements.

Specifications

Power supply	10 to 28 VDC: 10 V + (0.02 x load)
Analog output signal*	4 to 20 mA (default temp: 0 to 50 °C; humidity: 0 to 100% RH)
Accuracy at 23°C	Temperature: ±0.1 °C typical Humidity: ±1.0% RH

*Configured through SpaceLogic Sensor Configurator software.
Note: See product datasheet for full list of specifications.

Available Products

Model	Description
Transmitters	
SH4LD11	2-wire, duct temperature and relative humidity, fixed probe, high accuracy, display
SH4XD11	2-wire, duct, temperature and relative humidity, fixed probe, high accuracy
SH4LW11	2-wire, wall, temperature and relative humidity, fixed probe, high accuracy, display
SH4XW11	2-wire, wall, temperature and relative humidity, fixed probe, high accuracy
ST4LD1	2-wire, duct, temperature, fixed probe, high accuracy, display
ST4XD1	2-wire, duct, temperature, fixed probe, high accuracy
ST4LW1	2-wire, wall, temperature, fixed probe, high accuracy, display
ST4XW1	2-wire, wall, temperature, fixed probe, high accuracy
Calibration Certificate	
SERAG1T3H	3 RH + 1 temp calibration point
Accessories (sold separately)	
DKIT*	Duct installation kit
CALCAB1	USB interface cable (allows adjustment of all devices via PC using SpaceLogic Sensor Configurator software)
SENSP-PCB-PE	Carrier and standard filter

*DKIT duct installation kit is included with the product. Also sold separately.
Note: Calibration certificate delivered with the product shows: 2 RH + 1 temp adjustment point and 1 RH + 1 temp calibration point.

CALCAB1

DKIT

SENSP-PCB-PE

SpaceLogic Sensors
SH5 Series Humidity and Temperature Transmitters

SpaceLogic SH5 Humidity and Temperature Transmitter Series is designed for fixed installation in critical life science and data center applications where high measurement accuracy is required. A wall version with optional display is designed for use in technical rooms and the duct version for use in ventilation shafts. These transmitters are used with the PRHT01 and PRBH2O2 plug-in probes (sold separately).

The PRHT01 and PRBH2O2 factory calibrated humidity-temperature probes feature well proven, durable sensors designed for critical application requirements. Digital signal processing within the probe ensures consistent product performance and also simplifies the task of field maintenance with features such as potentiometer-free calibration, hot-swapping of the probe, etc., ensuring zero downtime during the calibration and maintenance processes.

SH5 Series transmitters can interface to a PC-based software utility called SpaceLogic Sensor Configurator using the service port. SpaceLogic Sensor Configurator software allows the user to configure the transmitter based on application needs, perform sensor adjustment and field calibration and complete firmware upgrades as required.

Easy firmware updates ensure that the SH5 transmitters can be kept up to date with future functionality improvements.

Specifications

Power supply	10 to 28 VDC: 10 V + (0.02 x load)
Analog output signal*	Default setting 0 to 50 °C (temperature), freely scalable by the user, 4 to 20 mA
Accuracy at 23 ±5 °C	Probe dependent

*Configured through SpaceLogic Sensor Configurator software.
Note: See product datasheet for full list of specifications.

DKIT

CAB05

CALCAB1

CALCAB2

SESPA-PCB-PE

SEPROTECTION-HC2

SEPROTECTION-E2-E3

Available Products

Model	Description
Transmitters	
SH5XD11	2-wire, duct, temperature and relative humidity, interchangable probe, high accuracy
SH5LW11	2-wire, wall, temperature and relative humidity, interchangable probe, high accuracy, display
SH5XW11	2-wire, wall, temperature and relative humidity, interchangable probe, high accuracy
Probes (sold separately)	
PRHT01	Standard probe
PRBH2O2*	Probe for rough environments
Calibration Certificate	
SERAG1T3H	3 RH + 1 temp calibration point
Accessories (sold separately)	
DKIT**	Duct installation kit
CAB05	Remote extension cable (5m, black)
CALCAB1	USB interface cable (allows adjustment of all devices via PC using SpaceLogic Sensor Configurator software)
CALCAB2	USB interface cable (for adjustment of PRHT01 and PRBH2O2 probes)
SESPA-PCB-PE	Carrier and standard filter
SEPROTECTION-HC2	Protection cap for CAB05 cable connectors with probe removed
SEPROTECTION-E2-E3	Carrier and standard filter

*Only for use in environments containing hydrogen peroxide (H2O2).
**DKIT duct installation kit is included with the product. Also sold separately.
Note: Calibration certificate delivered with the product shows: 2 RH + 1 temp adjustment point and 1 RH + 1 temp calibration point.

SpaceLogic Sensors
PRHT01 and PRBH2O2 Probes
For Use with SH5 Series Humidity and Temperature Transmitters

SpaceLogic PRHT01 and PRBH2O2 are digital humidity-temperature probes designed for use with SH5 Series humidity and temperature transmitters (sold separately). These probes feature a UART serial interface and two 0 to 1 V linear analog output signals. These high accuracy replaceable probes are designed for use in critical applications like life sciences and data centers.

SH5 transmitters can interface to a PC software utility called SpaceLogic Sensor Configurator using the service port. SpaceLogic Sensor Configurator software allows the user to configure the transmitter based on application needs and complete firmware upgrades as required.

The ability to easily perform firmware updates means that the probes can be kept up to date with future functionality improvements.

Specifications

Power supply	3.3 to 5 VDC (powered by the transmitter)
Analog output signal*	PRHT01: Humidity: 0 to 100% RH = 0 to 1 VDC Temperature: -40 to 60 °C = 0 to 1 VDC (0 to 50 °C defa ult), PRBH2O2: Humidity: 0 to 100% RH = 0 to 1 VDC Temperature: 0 to 60 °C = 0 to 1 VDC (0 to 50 °C default),
Accuracy at 23 °C	PRHT01: ±0.8% RH, ±0.1 °C PRBH2O2: ±1.0% RH, ±0.1 °C before and after diffusion phase

*Configured through SpaceLogic Sensor Configurator software.
Note: See product datasheet for full list of specifications.

CAB05

CALCAB2

SESPA-PCB-PE

SEPROTECTION-HC2

SEPROTECTION-E2-E3

Available Products

Model	Description
Probes	
PRHT01	Standard probe
PRBH2O2*	Probe for rough environments
Calibration Certificate	
SERAG1T3H	3 RH + 1 temp calibration point
Accessories (sold separately)	
CAB05	Remote extension cable (5m, black)
CALCAB2	USB interface cable (for adjustment of PRHT01 and PRBH2O2 probes)
SESPA-PCB-PE	Carrier and standard filter
SEPROTECTION-HC2	Protection cap for CAB05 cable connectors with probe removed
SEPROTECTION-E2-E3	Carrier and standard filter

*Only for use in environments containing hydrogen peroxide (H2O2).
Note: Calibration certificate delivered with the product shows: 2 RH + 1 temp adjustment point and 1 RH + 1 temp calibration point.

SpaceLogic Sensors
ST5 Series Temperature Transmitters

SpaceLogic ST5 Series Temperature Transmitters measure temperature based on data provided by an external Pt100 4-wire RTD probe, such as the RPROB5 and DPROB plug-in probes (sold separately). The ST5 Series is designed for fixed installation in HVAC, critical and light industrial applications where a high measurement accuracy is required at temperature conditions within the range of -50 to 150 °C – depending on the RTD probe model. The electronics operating range is limited to -40 to 60 °C (-10 to 60°C with the optional LCD display).

The ST5 Series are 2-wire, loop powered (4 to 20 mA current signal) transmitters. These devices provide linear analog outputs signals for transmission over a length of cable to a remote display, recorder, controller or data processing unit.

The ST5 features a robust housing. Digital signal processing ensures consistent product performance and also facilitates the task of field maintenance with features such as potentiometer-free digital calibration.

ST5 Series transmitters can interface to a PC-based software utility called SpaceLogic Sensor Configurator using the service port. SpaceLogic Sensor Configurator software allows the user to configure the transmitter based on application needs and complete firmware upgrades as required.

Easy firmware updates ensure that the ST5 transmitters can be kept up to date with future functionality improvements.

The field-replaceable probe ensures calibration and maintenance with zero system downtime for optimum system efficiency and customer satisfaction.

Specifications

Power supply	12 to 28 VDC
Analog output signal*	4 to 20 mA Default range: 0 to 50 °C
Accuracy at 23 °C	Probe dependent

*Configured through SpaceLogic Sensor Configurator software.
Note: See product datasheet for full list of specifications.

RDKIT

CALCAB1

Available Products

Model	Description
Transmitters	
ST5LW1	2-wire, wall, temperature, interchangeable probe, high accuracy, display
ST5XW1	2-wire, wall, temperature, interchangeable probe, high accuracy
Probes (sold separately)	
DPROB	Pt100 Class AA temperature probe
RPROB5	Pt100 Class AA temperature probe, 5 m cable
Accessories (sold separately)	
RDKIT	Duct mount compression gland with remote cable
CALCAB1	USB interface cable (allows adjustment of all devices via PC using SpaceLogic Sensor Configurator software)

SpaceLogic Sensors
DPROB and RPROB5 Probes
For Use with ST5 Series Temperature Transmitters

RDKIT

SpaceLogic DPROB and RPROB5 temperature probes offer the precision of Class AA within the range of -50 to 150 °C per the IEC 60751 international standard.

The probes are designed for use with the Schneider Electric ST5 Series temperature transmitters (sold separately).

The DPROB and RPROB5 probes are ideal for HVAC and light industrial manufacturing applications as well as monitoring the storage temperature of pharmaceutical drugs and vaccines.

Specifications

Accuracy	Class AA -50 to 150 °C

*Configured through SpaceLogic Sensor Configurator software.
Note: See product datasheet for full list of specifications.

Available Products

Model	Description
Probes*	
DPROB	Sensing probe, temperature, Pt100, Class AA
RPROB5	Sensing probe, temperature, Pt100, Class AA, with 5 m cable
Accessories (sold separately)	
RDKIT	Duct mount compression gland with remote cable

*Probes for use with ST5 Series temperature transmitters only.

Notes Page

Temperature Transmitters

SpaceLogic Sensors
SLA Series Temperature Sensors - Analog

Housing Finishes

Optimum White

Optimum Black

Medium White

User Interface Types

Touchscreen

LCD with Buttons

Blank

The SpaceLogic SLA Series of temperature sensors for living space is for use with BAS controllers which use 4 to 20mA, 0 to 5Vdc, 0 to 10Vdc or 10K Type 3 thermistors. Housings are available in Medium matte white and Optimum faces in black and white. All housing types are available with three user interface options: touchscreen, LCD with three buttons and blank. Touchscreen and LCD models provide 4 to 20mA, 0 to 5Vdc and 0 to 10Vdc outputs. Blank models provide a low-cost resistive output with a 10K Type 3 thermistor.

The SpaceLogic SLA Series replaces the STR Series which retires in December 2021 (key STR models available for service parts through 2026). The SLA is compatible with key legacy SE controllers. Reference the Living Space Sensor Selection Guide (F-28170) for specific application notes.

Features

- Medium matte white housing or optimum glass panel housing available in white or black
- 61 mm (2.4”) backlit color touchscreen and LCD, three button display options available:
  - Digital temperature indication (0.1° display resolution of °F or °C)
  - Selectable temp or fan speed setpoint (0-10V)
  - Configurable screen/button lock and display timeout
  - Override
- Selectable 4 to 20mA, 0 to 5V and 0 to 10V analog outputs
- 18-24 AWG screw terminals

Specifications

Input power	Class 2; 20 to 30 Vdc, 24 Vac, 50 to 60 Hz
Analog output	Selectable 4 to 20 mA, 0 to 5 V, 0 to 10 V
Accuracy	±0.2 °C (±0.4 °F) typical
Resolution	0.1 °C (0.1 °F)
Range	0 to 50 °C (32 to 122 °F)

Note: See product datasheet for full list of specifications.

Available Products

Model	Housing	User Interface	Temperature Sensor
SLAWTXX	Optimum White	Touchscreen	Temperature Transmitter
SLAWLXX	Optimum White	LCD / 3 Buttons	Temperature Transmitter
SLAWXXX	Optimum White	Blank	10K Type 3 Thermistor
SLABTXX	Optimum Black	Touchscreen	Temperature Transmitter
SLABLXX*	Optimum Black	LCD / 3 Buttons	Temperature Transmitter
SLABXXX	Optimum Black	Blank	10K Type 3 Thermistor
SLASTXX	Medium White	Touchscreen	Temperature Transmitter
SLASLXX	Medium White	LCD / 3 Buttons	Temperature Transmitter
SLASXXX	Medium White	Blank	10K Type 3 Thermistor

SpaceLogic Sensors
SLA Series 1.8 kΩ Temperature Sensors – Analog

Housing Finish

Medium White

User Interface Types

Touchscreen

LCD with Buttons

Blank

The SpaceLogic SLA Series 1.8 kΩ temperature sensors for living space is a flexible multisensor platform for use with Schneider Electric controllers designed to accept 4 to 20mA, 0 to 5Vdc or 0 to 10Vdc outputs.

Features

- Medium matte white housing
- Field calibratable non-dispersive infrared CO2 sensor
- Replaceable RH element available in 1% & 2% with NIST certificate
- 1.8 kΩ thermistor temperature output on all models
- Selectable 4 to 20mA, 0 to 5V and 0 to 10V analog outputs for CO2 and humidity
- 18-24 AWG screw terminals

Specifications

Input power	Class 2; 20 to 30 Vdc, 24 Vac, 50 to 60 Hz
Analog output	Selectable 4 to 20 mA, 0 to 5 V, 0 to 10 V
Accuracy	±0.2 °C (±0.4 °F) typical
Resolution	0.1 °C (0.1 °F)
Range	0 to 50 °C (32 to 122 °F)

Note: See product datasheet for full list of specifications.

Available Products

Model	Description	Housing Type	Housing Color
SLASXXX-100	Sensor, Temp, 1.8kΩ, Analog	Blank	Medium white matte
SLASLXX-100	Sensor, Temp, 1.8kΩ, Analog, LCD	LCD	Medium white matte
SLASXX2-100*	Sensor, Temp, 1.8kΩ, RH, Analog	Blank	Medium white matte
SLASXC2-100*	Sensor, Temp, 1.8kΩ, RH,CO2, Analog	Blank	Medium white matte
SLASTCX-100	Sensor, Temp, 1.8k, CO2, Analog, Touch	Touch-screen	Medium white matte

*Replaceable RH module available to be ordered separately per table below.

Replaceable RH Elements

Model	RH Accuracy	Calibration Certificate	Description
SLXRHS1N	±1%	X	Replaceable RH Sensor, 1% w/NIST Cert
SLXRHS2N	±2%	X	Replaceable RH Sensor, 2% w/NIST Cert
SLXRHS2X	±2%		Replaceable RH Sensor, 2%

SpaceLogic Sensors
SLP Series Temperature Sensors - BACnet and Modbus

Housing Finishes

Optimum White

Optimum Black

Medium White

User Interface Types

Touchscreen

LCD with Buttons

Blank

The SpaceLogic SLP Series of temperature sensors for living space is for use with BAS controllers which use BACnet MSTP or Modbus outputs. Housings are available in Medium matte white and Optimum faces in black and white. All housing types are available with three user interface options: touchscreen, LCD with three buttons and blank.

Features

- Medium matte white housing or optimum glass panel housing available in white or black
- 61 mm (2.4”) backlit color touchscreen and LCD, three button display options available
  - Digital temperature indication (0.1° display resolution of °F or °C)
  - Selectable temp or fan speed setpoint
  - Configurable screen/button lock and display timeout
  - Override
- Selectable BACnet and Modbus outputs via RS-485
- 18-24 AWG screw terminals

Specifications

Input power	Class 2; 20 to 30 Vdc, 24 Vac, 50 to 60 Hz
Protocol output	BACnet or Modbus via RS-485, selectable
Accuracy	±0.2 °C (±0.4 °F) typical
Resolution	0.1 °C (0.1 °F)
Range	0 to 50 °C (32 to 122 °F)

Note: See product datasheet for full list of specifications.

Available Products

Model	Housing	User Interface	Temperature Sensor
SLPWTXX	Optimum White	Touchscreen	Temperature Transmitter
SLPWLXX	Optimum White	LCD / 3 Buttons	Temperature Transmitter
SLPWXXX	Optimum White	Blank	Temperature Transmitter
SLPBTXX	Optimum Black	Touchscreen	Temperature Transmitter
SLPBLXX	Optimum Black	LCD / 3 Buttons	Temperature Transmitter
SLPBXXX	Optimum Black	Blank	Temperature Transmitter
SLPSTXX	Medium White	Touchscreen	Temperature Transmitter
SLPSLXX	Medium White	LCD / 3 Buttons	Temperature Transmitter
SLPSXXX	Medium White	Blank	Temperature Transmitter

SpaceLogic Sensors
STD500 Series Duct Temperature Sensors

STD500

STD500 temperature sensors are intended for air duct mounting. The STD housing is equipped with a Ø 20 mm (0.79 in.) cut-out for the cable, a 20 mm (0.79 in.) conduit gland nut and a mounting flange.

Accuracy: See Appendix A, table C
Calibration certificates: See Appendix B
Thermistor table: See Appendix C, table A

Part number	Model number	Description	Probe length	System
5123076010	STD500-200	Duct Temperature Sensor	213 mm (7.87 in.)	SpaceLogic, Andover Continuum
5123078010	STD500-250	Duct Temperature Sensor	250 mm (9.84 in.)	SpaceLogic, Andover Continuum
5123080010	STD500-300	Duct Temperature Sensor	313 mm (11.81 in.)	SpaceLogic, Andover Continuum
5123082010	STD500-400	Duct Temperature Sensor	400 mm (15.75 in.)	SpaceLogic, Andover Continuum

SpaceLogic Sensors
STD300 & STD550 Duct Temperature Sensors

STD300

STD300 is an electronic temperature transmitter that converts the temperature measured into an electric current signal of 4 … 20 mA. The transmitter is delivered as a complete unit, comprising a stainless steel immersion well, the sensing element and an amplifier, mounted in a housing.

The transmitter is intended for immersion installation and is used for temperature measurement in air ducts. The transmitter connects via a 2-wire cable, which serves both as power supply and for signal transmission.

Calibration certificates: See Appendix B
Thermistor table: See Appendix C, table A

Specifications

Output	2-wire, 4 … 20 mA
Range	-50 … 50 °C; 0 … 100 °C (-58 … 122 °F; 32 … 212 °F)
Accuracy	±0.4% of range
Supply	15 … 36 Vdc

Note: See product datasheet for full list of specifications.

Part number	Model number	Description	Probe length	System
006920141	STD300-300 0/100	Duct Temperature Sensor	300 mm (11.81 in.)	All
006920121	STD300-300 -50/50	Duct Temperature Sensor	300 mm (11.81 in.)	All

STD550

The STD550 is intended for measuring air temperature in fan coil applications or exhaust ducts.

The sensors, which are made of stainless steel, are delivered with a 2 m (6.5 ft.) cable, PVC sheathed overall. Mounting details such as screw and clamp are included with the product.

Accuracy: See Appendix A, table C
Calibration certificates: See Appendix B
Thermistor table: See Appendix C, table A

Part number	Model number	Description	System
5123084000	STD550	Duct Temperature Sensor	SpaceLogic, Andover Continuum

SpaceLogic Sensors
STD400, 410 & 591 Duct Averaging Temperature Transmitters

STD400/410

The STD400 and STD410 are electronic averaging transmitters that convert the average measured temperature into an electric signal, either 4 … 20 mA (STD400) or 0 … 10 Vdc (STD410). They are used for temperature measurement in air ducts.

The transmitter is available in lengths of 0.4 m (1.3 ft.), 3 m (9.8 ft.) and 6 m (19.7 ft.), with the temperature measurements taken over the entire length of the sensor. The 0.4 m (1.3 ft.) sensor has a solid copper element, whilst the 3 m (9.8 ft.) and 6 m (19.7 ft.) sensors have a flexible PVC insulated element, which can be bent to a minimum radius of 50 mm (2 in.), allowing the sensor to be shaped across larger ducts.

Connection is with either 2-wire (4 … 20 mA) or 3-wire (0 … 10 Vdc) cable.

Calibration certificates: See Appendix B
Thermistor table: See Appendix C, table A

Specifications

Range	-50 … 50 °C; 0 … 100 °C (-58 … 122 °F; 32 … 212 °F)
Accuracy	±0.4% of range
Supply	24 Vac (±10%) or 15 … 36 Vdc

Note: See product datasheet for full list of specifications.

Part number	Model number	Description	Probe length	Output	System
006920681	STD400-04 0/100	Average Duct Temperature Transmitter	0.4 m (1.31 ft.)	4 … 20 mA	All
006920701	STD400-04 -50/50	Average Duct Temperature Transmitter	0.4 m (1.31 ft.)	4 … 20 mA	All
006920721	STD400-30 0/100	Average Duct Temperature Transmitter	3 m (9.84 ft.)	4 … 20 mA	All
006920741	STD400-30 -50/50	Average Duct Temperature Transmitter	3 m (9.84 ft.)	4 … 20 mA	All
006920761	STD400-60 0/100	Average Duct Temperature Transmitter	6 m (19.69 ft.)	4 … 20 mA	All
006920781	STD400-60 -50/50	Average Duct Temperature Transmitter	6 m (19.69 ft.)	4 … 20 mA	All
006920841	STD410-04 0/100	Average Duct Temperature Transmitter	0.4 m (1.31 ft.)	0 … 10 Vdc	All
006920861	STD410-04 -50/50	Average Duct Temperature Transmitter	0.4 m (1.31 ft.)	0 … 10 Vdc	All
006920881	STD410-30 0/100	Average Duct Temperature Transmitter	3 m (9.84 ft.)	0 … 10 Vdc	All
006920901	STD410-30 -50/50	Average Duct Temperature Transmitter	3 m (9.84 ft.)	0 … 10 Vdc	All
006920921	STD410-60 0/100	Average Duct Temperature Transmitter	6 m (19.69 ft.)	0 … 10 Vdc	All
006920941	STD410-60 -50/50	Average Duct Temperature Transmitter	6 m (19.69 ft.)	0 … 10 Vdc	All

STD591

The sensor is delivered as a complete unit, comprising a junction box and four sensors on a cable at 1 meter (3.3 ft.) intervals. The distance from the first sensor to the junction box is 2 meters(6.6 ft.).

This mean-value temperature sensor contains four thermistors. It is is used for temperature measurement in air ducts and is mounted onto a grid or on wires suspended across a duct.

Accuracy: See Appendix A, table E
Calibration certificates: See Appendix B
Thermistor table: See Appendix C, table A

Part number	Model number	Description	System
5123086010	STD591	Average Duct Temperature Sensor	SpaceLogic, Andover Continuum

SpaceLogic Sensors
STX122 & 520 Immersion Temperature Sensors

STX122

The STX122 is primarily intended for pipe mounting without a separate pocket in heating coils. The insert pipe is stainless steel. The sensor is delivered with a 2 m (6.56 ft.) connecting cable, and has a R1/4 in. (DN 8) male thread fixing. As standard the sensor is delivered with a separate R1/2 in. (DN 15) male thread reducing bush.

Accuracy: See Appendix A, table A
Calibration certificates: See Appendix B
Thermistor table: See Appendix C, table A

Part number	Model number	Description	Probe length	System
5123306000	STX122-250	Coil Temperature Sensor	250 mm (9.84 in.)	TAC Vista, TAC Xenta
5123308000	STX122-400	Coil Temperature Sensor	400 mm (15.75 in.)	TAC Vista, TAC Xenta

STX520

The sensor, which is made of stainless steel, is delivered with a 2 m (6.56 ft.) or 4 m (13.12 ft.) cable PVC sheathed overall. STX520 is intended for measuring water temperature in heating applications, mounted in a well/pocket.

Accuracy: See Appendix A, table E
Calibration certificates: See Appendix B
Thermistor table: See Appendix C, table A

Part number	Model number	Description	System
5123320000	STX520-200	Immersion Temperature Sensor	SpaceLogic, Andover Continuum
5123322000	STX520-400	Immersion Temperature Sensor	SpaceLogic, Andover Continuum

SpaceLogic Sensors
STP500 Immersion Temperature Sensors

STP500

STP500 sensors are designed for immersion mounting in pipe systems with a separate pocket/well. The pocket/well is sealed, making it easy to replace the sensor if necessary. The STP housing is equipped with a Ø 20 mm (0.79 in.) cable fitting. A 20 mm (0.79 in.) cable gland is supplied. The pocket/well must be ordered separately (see page 18 for ordering information).

Accuracy: See Appendix A, table C
Calibration certificates: See Appendix B
Thermistor table: See Appendix C, table A

Part number	Model number	Description	Probe length	System
5123170010	STP500-50	Pipe Temperature Sensor	50 mm (1.97 in.)	SpaceLogic, Andover Continuum
5123172000	STP500-100	Pipe Temperature Sensor	100 mm (3.94 in.)	SpaceLogic, Andover Continuum
5123174010	STP500-150	Pipe Temperature Sensor	150 mm (5.91 in.)	SpaceLogic, Andover Continuum
5123176010	STP500-200	Pipe Temperature Sensor	200 mm (7.87 in.)	SpaceLogic, Andover Continuum
5123178010	STP500-250	Pipe Temperature Sensor	250 mm (9.84 in.)	SpaceLogic, Andover Continuum

SpaceLogic Sensors
STP300 Immersion Temperature Sensors

STP300

The STP300 is an electronic immersion temperature transmitter that converts a measured temperature into an electronic current signal of 4 … 20 mA. The STP300 is designed for immersion mounting in pipe systems with a separate pocket/well (see pages 21 and 85 for ordering information). The pocket/well is sealed, making it easy to replace the transmitter if necessary.

The transmitter is intended for measurement of high and low temperatures. The transmitter is connected with a 2-wire cable, which serves both as power supply and for signal transmission. The reading of the measured signal is done over an external load resistance.

Calibration certificates: See Appendix B
Thermistor table: See Appendix C, table A

Specifications

Output	2-wire, 4 … 20 mA
Range	0 … 100 °C, 0 … 160 °C or -50 … 50 °C (32 … 212 °F, 32 … 320 °F or -58 … 122 °F)
Accuracy	±0.4% of range
Supply	15 … 36 Vdc

Note: See product datasheet for full list of specifications.

Part number	Model number	Description	Probe length
006920241	STP300-100 0/100	Pipe Temperature Sensor 0 … 100 °C (32 … 212 °F)	100 mm (3.94 in.)
006920261	STP300-100 0/160	Pipe Temperature Sensor 0 … 160 °C (32 … 320 °F)	100 mm (3.94 in.)
006920221	STP300-100 -50/50	Pipe Temperature Sensor -50 … 50 °C (-58 … 122 °F)	100 mm (3.94 in.)
006920301	STP300-200 0/100	Pipe Temperature Sensor 0 … 100 °C (32 … 212 °F)	200 mm (7.87 in.)
006920321	STP300-200 0/160	Pipe Temperature Sensor 0 … 160 °C (32 … 320 °F)	200 mm (7.87 in.)
006920281	STP300-200 -50/50	Pipe Temperature Sensor -50 … 50 °C (-58 … 122 °F)	200 mm (7.87 in.)
006920361	STP300-300 0/100	Pipe Temperature Sensor 0 … 100 °C (32 … 212 °F)	300 mm (11.81 in.)
006920381	STP300-300 0/160	Pipe Temperature Sensor 0 … 160 °C (32 … 320 °F)	300 mm (11.81 in.)
006920341	STP300-300 -50/50	Pipe Temperature Sensor -50 … 50 °C (-58 … 122 °F)	300 mm (11.81 in.)
006920421	STP300-400 0/100	Pipe Temperature Sensor 0 … 100 °C (32 … 212 °F)	400 mm (15.75 in.)
006920441	STP300-400 0/160	Pipe Temperature Sensor 0 … 160 °C (32 … 320 °F)	400 mm (15.75 in.)
006920401	STP300-400 -50/50	Pipe Temperature Sensor -50 … 50 °C (-58 … 122 °F)	400 mm (15.75 in.)

Pockets/Wells

Pockets/Wells

The table below provides a list of pockets/wells suitable for use with most pipe sensors and transmitters.

Part number	Description	Probe length
9121040000	Pocket STP 50 mm Brass	50 mm (1.97 in.)
9121050000	Pocket STP 50 mm Stainless steel	50 mm (1.97 in.)
9121041000	Pocket STP 100 mm Brass	100 mm (3.94 in.)
9121051000	Pocket STP 100 mm Stainless steel	100 mm (3.94 in.)
9121042000	Pocket STP 150 mm Brass	150 mm (5.91 in.)
9121052000	Pocket STP 150 mm Stainless steel	150 mm (5.91 in.)
9121043000	Pocket STP 200 mm Brass	200 mm (7.87 in.)
9121053000	Pocket STP 200 mm Stainless steel	200 mm (7.87 in.)
9121044000	Pocket STP 250 mm Brass	250 mm (9.84 in.)
9121054000	Pocket STP 250 mm Stainless steel	250 mm (9.84 in.)
9121045000	Pocket STP 300 mm Brass	300 mm (11.81 in.)
9121055000	Pocket STP 300 mm Stainless steel	300 mm (11.81 in.)
9121046000	Pocket STP 400 mm Brass	400 mm (15.75 in.)
9121056000	Pocket STP 400 mm Stainless steel	400 mm (15.75 in.)

STC500, 510
Strap-on/Contact Temperature Sensors

STC500

STC500 strap-on temperature sensors are designed for surface pipe mounting. The STC housing is equipped with a Ø 20 mm (0.79 in.) cable fitting.

Accuracy: See Appendix A, table C
Calibration certificates: See Appendix B
Thermistor table: See Appendix C, table A

Part number	Model number	Description	System
5123218010	STC500	Contact Temperature Sensor	SpaceLogic, Andover Continuum

STC510

The STC510 temperature sensors are designed for mounting on pipe systems of max. Ø 90 mm (3.54 in.). The temperature sensor is supplied with a connection cable of 2 m (6.56 ft.).

Accuracy: See Appendix A, table C
Calibration certificates: See Appendix B
Thermistor table: See Appendix C, table A

Part number	Model number	Description	System
5123220000	STC510-200	Contact Temperature Sensor (2 m cable)	SpaceLogic, Andover Continuum

STC300
Strap-on/Contact Temperature Sensors

STC300

STC300 is an electronic pipe contact temperature transmitter that converts the temperature measured into an electronic current signal 4 … 20 mA. The transmitter is delivered as a complete unit, comprising a pipe clamp, the sensing element and an amplifier, mounted in a housing. The sensor and amplifier are encapsulated in separate units, to protect the electronics from excessive heat. A 2 m (6.56 ft.) cable connects the two units.

The transmitter element is intended for external mounting directly on pipes, [max diameter 100 mm (3.94 in.)] e.g., for flow and return water pipes. The transmitter is connected with a 2-wire cable, which serves both as power supply and for signal transmission.

Calibration certificates: See Appendix B
Thermistor table: See Appendix C, table A

Specifications

Output	2-wire, 4 … 20 mA
Range	0 … 100 °C, 0 … 160 °C or -50 … 50 °C (32 … 212 °F, 32 … 320 °F or -58 … 122 °F)
Accuracy	±0.3 °C at 25 °C
Supply	15 … 36 Vdc

Note: See product datasheet for full list of specifications.

Part number	Model number	Description	System
006920041	STC300 0/100	Contact Temperature Sensor 0 … 100 °C (32 … 212 °F)	All
006920061	STC300 0/160	Contact Temperature Sensor 0 … 160 °C (32 … 320 °F)	All
006920021	STC300 -50/50	Contact Temperature Sensor -50 … 50 °C (-58 … 122 °F)	All

SpaceLogic Sensors
STO300 & 500 Outdoor Temperature Sensors

STO300

The STO300 transmitter is supplied as a complete unit, comprising a sensing element and an amplifier mounted in a housing which is resistant to ultraviolet light. The transmitter is intended for mounting on an outside wall, on the north side where possible. The transmitter is connected over a 2-wire cable, which serves both as power supply and signal transmission. The reading of the measured signal is made over an external load resistance.

Accuracy: See Appendix A, table C
Calibration certificates: See Appendix B
Thermistor table: See Appendix C, table A

Specifications

Output	2-wire, 4 … 20 mA
Range	-50 … 50 °C (-58 … 122 °F)
Accuracy	±0.4% of range
Supply	15 … 36 Vdc

Note: See product datasheet for full list of specifications.

Part number	Model number	Description	System
006920501	STO300 -50/50	Outdoor Temperature Sensor	All

STO500

These outdoor sensors are intended for outdoor wall mounting. The body has a Ø 20 mm (0.79 in.) conduit entry and the product is supplied with a conduit gland.

Accuracy: See Appendix A, tables A, B, C, F
Calibration certificates: See Appendix B
Thermistor table: See Appendix C, table A

Part number	Model number	Description	System
5141104010	STO500	Outdoor Temperature Sensor	SpaceLogic, Andover Continuum

STT900
Frost Thermostats



STT900

The frost protection thermostats are used for air, or water-side temperature monitoring of heat exchangers, hot water circulation systems, water/air heaters, e.g. in ventilation and air conditioning systems and to avoid frost damage. The product features a small operating differential and high reproducibility. Resetting of the STT900 to STT904 occurs automatically and the STT910 to STT914 are designed to be reset manually by a reset button.

The output would typically switch off ventilators, close outside air flaps, open up air heating valves, switch on air heat pumps, switch off refrigeration compressors, switch off air humidifiers, or initiate a visual and/or acoustic frost alarm.

Location of these items is not critical, even in harsh environments as they are all rated to IP65.

Part number	Model number	Description	Capillary length	Reset type	Permissible medium
5127040000	STT900	Frost Thermostat	0.6 m (2 ft.)	Automatic	Air
5127010000	STT901	Frost Thermostat	1.8 m (5.9 ft.)	Automatic	Water
5127020000	STT902	Frost Thermostat	3 m (9.8 ft.)	Automatic	Air
5127000000	STT903	Frost Thermostat	6 m (19.7 ft.)	Automatic	Air
5127030000	STT904	Frost Thermostat	12 m (39 ft.)	Automatic	Air
5127090000	STT910	Frost Thermostat	0.6 m (2 ft.)	Manual	Air
5127060000	STT911	Frost Thermostat	1.8 m (5.9 ft.)	Manual	Water
5127070000	STT912	Frost Thermostat	3 m (9.8 ft.)	Manual	Air
5127050000	STT913	Frost Thermostat	6 m (19.7 ft.)	Manual	Air
5127080000	STT914	Frost Thermostat	12 m (39 ft.)	Manual	Air

Notes Page

Air Quality Transmitters

SpaceLogic Sensors
SLA Series Air Quality Sensors - Analog

Housing Finishes

Optimum White

Optimum Black

Medium White

User Interface Types

Touchscreen

LCD with Buttons

Blank

The SpaceLogic SLA Series of air quality sensors for living space is a flexible multisensor platform for use with BAS controllers designed to accept 4 to 20mA, 0 to 5Vdc or 0 to 10Vdc outputs. Housings are available in Medium matte white and Optimum faces available in black and white. All housing types are available with three user interface options: touchscreen, LCD with three buttons and blank. CO2 and temperature sensors are included with all SLA Series air quality sensors. Models with VOC sensors and relative humidity sensors are also available.

Features

- Medium matte white housing or optimum glass panel housing available in white or black
- Field calibratable non-dispersive infrared CO2 sensor
- Replaceable RH element available in 1% & 2% with NIST certificate
- VOC sensor available
- Temperature output on all models
- 61 mm (2.4") backlit color touchscreen and LCD, three button display options available
  - Digital temperature indication (0.1° display resolution of °F or °C)
  - Digital humidity indication (0.1% RH display resolution)
  - Digital CO2 indication (0 to 10,000 ppm output, 1 ppm resolution)
  - Selectable temp, RH and fan speed setpoint (0-10V)
  - Configurable screen/button lock and display timeout
  - Override
- Selectable 4 to 20mA, 0 to 5V and 0 to 10V analog outputs
- 18-24 AWG screw terminals

Specifications

Input power	Class 2; 20 to 30 Vdc, 24 Vac, 50 to 60 Hz
Analog output	Selectable 4 to 20 mA, 0 to 5 V, 0 to 10 V
HS sensor	Solid state capacitive, replaceable
Accuracy	±30 ppm ±3% of measured value
Output range	0 to 2000/5000 ppm (selectable)

Note: See product datasheet for full list of specifications.

Available Products

Model Number	Description	User Interface	CO2 / VOC	Humidity	Housing Finish
SLABLC2	SLA Prem HSG CO2 LCD/3 Button	LCD / 3 Buttons	NDIR CO2	2% RH Sensor	Optimum, Black
SLABLCV2	SLA Prem HSG CO2 LCD/3 Button	LCD / 3 Buttons	NDIR CO2 / VOC	2% RH Sensor	Optimum, Black
SLABLCVX	SLA Prem HSG CO2 LCD/3 Button	LCD / 3 Buttons	NDIR CO2 / VOC	None	Optimum, Black
SLABLCX	SLA Prem HSG CO2 LCD/3 Button	LCD / 3 Buttons	NDIR CO2	None	Optimum, Black
SLABTC2	SLA Prem HSG CO2 Touchscreen	Touchscreen	NDIR CO2	2% RH Sensor	Optimum, Black
SLABTCV2	SLA Prem HSG CO2 Touchscreen	Touchscreen	NDIR CO2 / VOC	2% RH Sensor	Optimum, Black
SLABTCVX	SLA Prem HSG CO2 Touchscreen	Touchscreen	NDIR CO2 / VOC	None	Optimum, Black
SLABTCX	SLA Prem HSG CO2 Touchscreen	Touchscreen	NDIR CO2	None	Optimum, Black
SLABXC2	SLA Prem HSG CO2 Blank	None	NDIR CO2	2% RH Sensor	Optimum, Black
SLABXCV2	SLA Prem HSG CO2 Blank	None	NDIR CO2 / VOC	2% RH Sensor	Optimum, Black
SLABXCVX	SLA Prem HSG CO2 Blank	None	NDIR CO2 / VOC	None	Optimum, Black
SLABXCX	SLA Prem HSG CO2 Blank	None	NDIR CO2	None	Optimum, Black
SLASLC2	SLA CO2 LCD/3 Button	LCD / 3 Buttons	NDIR CO2	2% RH Sensor	Medium, White
SLASLCV2	SLA CO2 LCD/3 Button	LCD / 3 Buttons	NDIR CO2 / VOC	2% RH Sensor	Medium, White

SpaceLogic Sensors
SLA Series Air Quality Sensors - Analog (cont.)

Available Products (cont.)

Model Number	Description	User Interface	CO2 / VOC	Humidity	Housing Finish
SLASLCVX	SLA CO2 LCD/3 Button	LCD / 3 Buttons	NDIR CO2 / VOC	None	Medium, White
SLASLCX	SLA CO2 LCD/3 Button	LCD / 3 Buttons	NDIR CO2	None	Medium, White
SLASTC2	SLA CO2 Touchscreen	Touchscreen	NDIR CO2	2% RH Sensor	Medium, White
SLASTCV2	SLA CO2 Touchscreen	Touchscreen	NDIR CO2 / VOC	2% RH Sensor	Medium, White
SLASTCVX	SLA CO2 Touchscreen	Touchscreen	NDIR CO2 / VOC	None	Medium, White
SLASTCX	SLA CO2 Touchscreen	Touchscreen	NDIR CO2	None	Medium, White
SLASXC2	SLA CO2 Blank	None	NDIR CO2	2% RH Sensor	Medium, White
SLASXCV2	SLA CO2 Blank	None	NDIR CO2 / VOC	2% RH Sensor	Medium, White
SLASXCVX	SLA CO2 Blank	None	NDIR CO2 / VOC	None	Medium, White
SLASXCX	SLA CO2 Blank	None	NDIR CO2	None	Medium, White
SLAWLC2	SLA Prem HSG CO2 LCD/3 Button	LCD / 3 Buttons	NDIR CO2	2% RH Sensor	Optimum, White
SLAWLCV2	SLA Prem HSG CO2 LCD/3 Button	LCD / 3 Buttons	NDIR CO2 / VOC	2% RH Sensor	Optimum, White
SLAWLCVX	SLA Prem HSG CO2 LCD/3 Button	LCD / 3 Buttons	NDIR CO2 / VOC	None	Optimum, White
SLAWLCX	SLA Prem HSG CO2 LCD/3 Button	LCD / 3 Buttons	NDIR CO2	None	Optimum, White
SLAWTC2	SLA Prem HSG CO2 Touchscreen	Touchscreen	NDIR CO2	2% RH Sensor	Optimum, White
SLAWTCV2	SLA Prem HSG CO2 Touchscreen	Touchscreen	NDIR CO2 / VOC	2% RH Sensor	Optimum, White
SLAWTCVX	SLA Prem HSG CO2 Touchscreen	Touchscreen	NDIR CO2 / VOC	None	Optimum, White
SLAWTCX	SLA Prem HSG CO2 Touchscreen	Touchscreen	NDIR CO2	None	Optimum, White
SLAWXC2	SLA Prem HSG CO2 Blank	None	NDIR CO2	2% RH Sensor	Optimum, White
SLAWXCV2	SLA Prem HSG CO2 Blank	None	NDIR CO2 / VOC	2% RH Sensor	Optimum, White
SLAWXCVX	SLA Prem HSG CO2 Blank	None	NDIR CO2 / VOC	None	Optimum, White
SLAWXCX	SLA Prem HSG CO2 Blank	None	NDIR CO2	None	Optimum, White



Replaceable RH Elements

Model	RH Accuracy	Calibration Certificate	Description
SLXRHS1N	±1%	X	Replaceable RH Sensor, 1% w/NIST Cert
SLXRHS2N	±2%	X	Replaceable RH Sensor, 2% w/NIST Cert
SLXRHS2X	±2%		Replaceable RH Sensor, 2%

SpaceLogic Sensors
SLP Series Air Quality Sensors - BACnet and Modbus

Housing Finishes

Optimum White

Optimum Black

Medium White

User Interface Types

Touchscreen

LCD with Buttons

Blank

The SpaceLogic SLP Series of air quality sensors for living space is a flexible multisensor platform for use with BAS controllers designed to accept BACnet or Modbus outputs. Housings are available in Medium matte white and Optimum faces available in black and white. All housing types are available with three user interface options: touchscreen, LCD with three buttons and blank. CO2 and temperature sensors are included with all SLP Series air quality sensors. Models with VOC sensors and relative humidity sensors are also available.

Features

- Medium matte white housing or optimum glass panel housing available in white or black
- Field calibratable non-dispersive infrared CO2 sensor
- Replaceable RH element available in 1% & 2% with NIST certificate
- VOC sensor available
- Temperature output on all models
- 61 mm (2.4”) backlit color touchscreen and LCD, three button display options available
  - Digital temperature indication (0.1° display resolution of °F or °C)
  - Digital humidity indication (0.1% RH display resolution)
  - Digital CO2 indication (0 to 2000 ppm display resolution)
  - Selectable temp, RH and fan speed setpoint
  - Configurable screen/button lock and display timeout
  - Override
- Selectable BACnet and Modbus outputs via RS-485
- 18-24 AWG screw terminals

Specifications

Input power	Class 2; 20 to 30 Vdc, 24 Vac, 50 to 60 Hz
Protocol output	BACnet or Modbus via RS-485, selectable
HS sensor	Solid state capacitive, replaceable
Accuracy	±30 ppm ±3% of measured value
Output range	0 to 2000 ppm

Note: See product datasheet for full list of specifications.

Available Products

Model Number	Description	User Interface	CO2 / VOC	Humidity	Housing Finish
SLPBLC2	SLP Prem HSG CO2 LCD/3 Button	LCD / 3 Buttons	NDIR CO2	2% RH Sensor	Optimum, Black
SLPBLCV2	SLP Prem HSG CO2 LCD/3 Button	LCD / 3 Buttons	NDIR CO2 / VOC	2% RH Sensor	Optimum, Black
SLPBLCVX	SLP Prem HSG CO2 LCD/3 Button	LCD / 3 Buttons	NDIR CO2 / VOC	None	Optimum, Black
SLPBLCX	SLP Prem HSG CO2 LCD/3 Button	LCD / 3 Buttons	NDIR CO2	None	Optimum, Black
SLPBTC2	SLP Prem HSG CO2 Touchscreen	Touchscreen	NDIR CO2	2% RH Sensor	Optimum, Black
SLPBTCV2	SLP Prem HSG CO2 Touchscreen	Touchscreen	NDIR CO2 / VOC	2% RH Sensor	Optimum, Black
SLPBTCVX	SLP Prem HSG CO2 Touchscreen	Touchscreen	NDIR CO2 / VOC	None	Optimum, Black
SLPBTCX	SLP Prem HSG CO2 Touchscreen	Touchscreen	NDIR CO2	None	Optimum, Black
SLPBXC2	SLP Prem HSG CO2 Blank	None	NDIR CO2	2% RH Sensor	Optimum, Black
SLPBXCV2	SLP Prem HSG CO2 Blank	None	NDIR CO2 / VOC	2% RH Sensor	Optimum, Black
SLPBXCVX	SLP Prem HSG CO2 Blank	None	NDIR CO2 / VOC	None	Optimum, Black
SLPBXCX	SLP Prem HSG CO2 Blank	None	NDIR CO2	None	Optimum, Black
SLPSLC2	SLP CO2 LCD/3 Button	LCD / 3 Buttons	NDIR CO2	2% RH Sensor	Medium, White
SLPSLCV2	SLP CO2 LCD/3 Button	LCD / 3 Buttons	NDIR CO2 / VOC	2% RH Sensor	Medium, White
SLPSLCVX	SLP CO2 LCD/3 Button	LCD / 3 Buttons	NDIR CO2 / VOC	None	Medium, White

SpaceLogic Sensors
SLP Series Air Quality Sensors - BACnet and Modbus (cont.)

Available Products (cont.)

Model Number	Description	User Interface	CO2 / VOC	Humidity	Housing Finish
SLPSLCX	SLP CO2 LCD/3 Button	LCD / 3 Buttons	NDIR CO2	None	Medium, White
SLPSTC2	SLP CO2 Touchscreen	Touchscreen	NDIR CO2	2% RH Sensor	Medium, White
SLPSTCV2	SLP CO2 Touchscreen	Touchscreen	NDIR CO2 / VOC	2% RH Sensor	Medium, White
SLPSTCVX	SLP CO2 Touchscreen	Touchscreen	NDIR CO2 / VOC	None	Medium, White
SLPSTCX	SLP CO2 Touchscreen	Touchscreen	NDIR CO2	None	Medium, White
SLPSXC2	SLP CO2 Blank	None	NDIR CO2	2% RH Sensor	Medium, White
SLPSXCV2	SLP CO2 Blank	None	NDIR CO2 / VOC	2% RH Sensor	Medium, White
SLPSXCVX	SLP CO2 Blank	None	NDIR CO2 / VOC	None	Medium, White
SLPSXCX	SLP CO2 Blank	None	NDIR CO2	None	Medium, White
SLPWLC2	SLP Prem HSG CO2 LCD/3 Button	LCD / 3 Buttons	NDIR CO2	2% RH Sensor	Optimum, White
SLPWLCV2	SLP Prem HSG CO2 LCD/3 Button	LCD / 3 Buttons	NDIR CO2 / VOC	2% RH Sensor	Optimum, White
SLPWLCVX	SLP Prem HSG CO2 LCD/3 Button	LCD / 3 Buttons	NDIR CO2 / VOC	None	Optimum, White
SLPWLCX	SLP Prem HSG CO2 LCD/3 Button	LCD / 3 Buttons	NDIR CO2	None	Optimum, White
SLPWTC2	SLP Prem HSG CO2 Touchscreen	Touchscreen	NDIR CO2	2% RH Sensor	Optimum, White
SLPWTCV2	SLP Prem HSG CO2 Touchscreen	Touchscreen	NDIR CO2 / VOC	2% RH Sensor	Optimum, White
SLPWTCVX	SLP Prem HSG CO2 Touchscreen	Touchscreen	NDIR CO2 / VOC	None	Optimum, White
SLPWTCX	SLP Prem HSG CO2 Touchscreen	Touchscreen	NDIR CO2	None	Optimum, White
SLPWXC2	SLP Prem HSG CO2 Blank	None	NDIR CO2	2% RH Sensor	Optimum, White
SLPWXCV2	SLP Prem HSG CO2 Blank	None	NDIR CO2 / VOC	2% RH Sensor	Optimum, White
SLPWXCVX	SLP Prem HSG CO2 Blank	None	NDIR CO2 / VOC	None	Optimum, White
SLPWXCX	SLP Prem HSG CO2 Blank	None	NDIR CO2	None	Optimum, White

Replaceable RH Elements

Model	RH Accuracy	Calibration Certificate	Description
SLXRHS1N	±1%	X	Replaceable RH Sensor, 1% w/NIST Cert
SLXRHS2N	±2%	X	Replaceable RH Sensor, 2% w/NIST Cert
SLXRHS2X	±2%		Replaceable RH Sensor, 2%

SpaceLogic Sensors
SLA Series PM Sensors – Analog

Housing Finishes

Optimum White

Optimum Black

Medium White

User Interface Types

Touchscreen

Blank

The SpaceLogic SLA PM (Particulate Matter) Series of air quality sensors for living space is a flexible multisensor platform for use with BAS controllers designed to accept 4 to 20mA, 0 to 5Vdc or 0 to 10Vdc outputs. Housings are available in Medium matte white and Optimum faces available in black and white. All housing types are available with touchscreen and blank user interface options. Touchscreen models offer an all-in-one sensor with temp, RH, CO2 and PM; while the blank model offers only PM to best suit retrofit environments.

Features

- Medium matte white housing or optimum glass panel housing available in white or black
- Laser-scatter type PM sensor featuring innovative contamination resistance technology for highly accurate measurement of particulate matter
- Manual and auto field calibratable non-dispersive infrared CO2 sensor
- Quick to commission with DIP switch selectable outputs
  - 4-20 mA, 0 to 5 Vdc or 0 to 10 Vdc
  - CO2: 0 to 2000/5000 ppm
- Temperature output value shown as default main value on Touchscreen displays
- Temperature setpoint toggle function for touchscreen sensors
- 61 mm (2.4") backlit color touchscreen
  - Digital temperature indication (0.1° display resolution of °F or °C)
  - Digital humidity indication (0.1% RH display resolution)
  - Digital CO2 indication
    - 0 to 10,000 ppm output
    - 1 ppm resolution
  - Selectable CO2 output range from 0 to 2000 ppm or from 0 to 5000 ppm
  - Stoplight feature for visual indication at user-configurable CO2 and PM2.5 threshold levels (touchscreen models only)
  - Selectable temp, RH and fan speed setpoint (0-10V)
  - Configurable screen lock and display timeout
  - Override
- 18-24 AWG screw terminals

Specifications

Input power	Class 2; 20 to 30 Vdc, 24 Vac, 50 to 60 Hz
Analog output	Selectable 4 to 20 mA, 0 to 5 V, 0 to 10 V
PM sensor accuracy	PM 1 and PM 2.5: 0 to 100 µg/m³ +/-[5µg/m³+5% m.v.], 100 to 1000 ug/m³ +/-[10% m.v.] PM 4 and PM 10*: 0 to 100 µg/m³ +/-[25µg/m³], 100 to 1,000 µg/m³ +/-[25% m.v.] (sensor-to-sensor deviation)
Output range	0 to 1,000 µg/m³

Note: See product datasheet for full list of specifications.

Available Products

Model	Description	User Interface	Housing Finish
SLASTCP2	Sensor, PM2.5, CO2, RH, Touch, Analog	Touchscreen	Medium White
SLABTCP2	Sensor, PM2.5, CO2, RH, Touch, Analog, Optm Bk	Touchscreen	Optimum Black
SLAWTCP2	Sensor, PM2.5, CO2, RH, Touch, Analog, Optm Wh	Touchscreen	Optimum White
SLASXXPX	Sensor, PM1, PM2.5, PM4, PM10, Analog	Blank	Medium White
SLABXXPX	Sensor, PM1, PM2.5, PM4, PM10, Analog, Optm Bk	Blank	Optimum Black
SLAWXXPX	Sensor, PM1, PM2.5, PM4, PM10, Analog, Optm Wh	Blank	Optimum White

Replaceable PM Elements

Model	Description
SLXPMS	Replaceable Module, PM

SpaceLogic Sensors
SLP Series PM Sensors – BACnet and Modbus

Housing Finishes

Optimum White

Optimum Black

Medium White

User Interface Types

Touchscreen

Blank

The SpaceLogic SLP PM (Particulate Matter) Series of air quality sensors for living space is a flexible multisensor platform for use with BAS controllers designed to accept BACnet or Modbus outputs. Housings are available in Medium matte white and Optimum faces available in black and white. All housing types are available with touchscreen and blank user interface options. The SLP PM Series offers an all-in-one sensor with temp, RH, CO2, VOC, PM1, PM2.5, PM4 and PM10.

Features

- Medium matte white housing or optimum glass panel housing available in white or black
- Laser-scatter type PM sensor featuring innovative contamination resistance technology for highly accurate measurement of particulate matter
- Manual and auto field calibratable non-dispersive infrared CO2 sensor
- VOC sensor available
- Quick to commission with DIP switch selectable outputs
  – BACnet, Modbus via RS-485
- Selectable BACnet MSTP and Modbus outputs via RS-485
- Temperature output value shown as default main value on touchscreen displays
- 61 mm (2.4”) backlit color touchscreen
  – Dedicated screen for all PM values
  – Digital temperature indication (0.1° display resolution of °F or °C)
  – Digital humidity indication (0.1% RH display resolution)
  – Digital CO2 indication (1 ppm display resolution)
  – Stoplight feature for visual indication at user-configurable CO2 and PM threshold levels (touchscreen models only)
  – Selectable temp, RH and fan speed setpoint
  – Configurable screen lock and display timeout
  – Override
- 18-24 AWG screw terminals

Specifications

Input power	Class 2; 20 to 30 Vdc, 24 Vac, 50 to 60 Hz
Protocol output	BACnet or Modbus via RS-485, selectable
PM sensor accuracy	PM 1 and PM 2.5: 0 to 100 µg/m³ +/-[5µg/m³+5% m.v.], 100 to 1000 ug/m³ +/-[10% m.v.] PM 4 and PM 10*: 0 to 100 µg/m³ +/-[25µg/m³], 100 to 1,000 µg/m³ +/-[25% m.v.] (sensor-to-sensor deviation)
Output range	0 to 1,000 µg/m³

Note: See product datasheet for full list of specifications.

Available Products

Model	Description	User Interface	Housing Finish
SLPSTCVP2	Sensor, PM, CO2, VOC, RH, Temp, Touch, BAC/MB	Touchscreen	Medium White
SLPBTCVP2	Sensor, PM, CO2, VOC, RH, Temp, Touch, BAC/MB, Optm Bk	Touchscreen	Optimum Black
SLPWTCVP2	Sensor, PM, CO2, VOC, RH, Temp, Touch, BAC/MB, Optm Wh	Touchscreen	Optimum White
SLPSXCVP2	Sensor, PM, CO2, VOC, RH, Temp, BAC/MB	Blank	Medium White
SLPBXCVP2	Sensor, PM, CO2,VOC, RH, Temp, BAC/MB, Optm Bk	Blank	Optimum Black
SLPWXCVP2	Sensor, PM, CO2, VOC, RH, Temp, BAC/MB, Optm Wh	Blank	Optimum White

Replaceable PM Elements

Model	Description
SLXPMS	Replaceable Module, PM

SpaceLogic Sensors
SCD2 Series Duct Air Quality Sensors - Analog

SpaceLogic SCD2 Series Air Quality Sensors are duct mount all-in-one sensors for monitoring air quality. The device combines CO_2, temperature, humidity, VOC and particulate matter (PM) sensing into a single unit to ensure a building's optimum air quality and energy efficiency. Each device is an active sensor that converts a measurement into 4-20 mA, 0 to 5 Vdc or 0 to 10 Vdc.

As an integral part of Schneider Electric EcoStruxture™ Building Operation (EBO) software, the SCD2 protocol models' Ready-Connect feature enables a plug & play experience for easy integration and configuration.

Different models are available based on application requirements for lower-cost installations.

Features

- Field calibratable, non-dispersive infrared CO_2 sensor
  - NDIR-based, dual-channel device compensates for drift and deterioration for high-accuracy output
- Thin-film capacitive humidity sensor element recovers from 100% saturation
- Solid state temperature sensor provides high accuracy measurements
- Laser-scatter type PM sensor featuring innovative contamination resistance technology for highly accurate measurement of particulate matter
- Automatic Background Calibration for improved accuracy and field performance
- Easy to install:
  - Latch-on sensor cover
  - Screwless terminal block wiring with spring actuator
  - Rotating probe for best alignment with airflow
- Quick to commission with DIP switch selectable outputs:
  - 4-20 mA, 0 to 5 Vdc or 0 to 10 Vdc
  - PM: PM1.0, PM2.5, PM4.0, PM10
  - CO2: 0 to 2000/5000 ppm
- 1% or 2% with NIST certificate, 2% RH module – replaceable in the field
- 2-point calibration certificate available for humidity and temperature or temperature-only replaceable module
- Key component for the LEED green building program and WELL Building Standard*

*Leadership in Energy and Environmental Design (LEED) is a registered trademark of the US Green Building Council. The WELL Building Standard is a trademark of the International WELL Building Institute in the United States and other countries.

Specifications

Input power	Class III; 20 to 30 Vdc, 24 Vac, 50 to 60 Hz
Analog output	Selectable 4 to 20 mA, 0 to 5 Vdc, 0 to 10 Vdc
CO_2 accuracy	±30 ppm ±3% of measured value
CO_2 output range	0 to 2000/5000 ppm (selectable)

Note: See product datasheet for full list of specifications.

SpaceLogic Sensors
SCD2 Series Duct Air Quality Sensors - Analog (cont.)

Available Products

Model Number	LCD	2% RH Sensor	Temp. Transmitter	1000 PT RTD	10K T3	NDIR CO2	VOC	PM
SCD2XA2ACX		X	X			X		
SCD2XA2CCX		X		X		X		
SCD2XA2HCX		X			X	X		
SCD2XAXACX			X			X		
SCD2XAXCCX				X		X		
SCD2XAXHCX					X	X		
SCD2XAXXVX						X	X	

*Note: Replaceable RH and temperature modules available to be ordered separately per table below.

Replaceable RH Elements & Temperature and Humidity Calibration Modules

Model Number	Description
SLXRHS1N	Replaceable RH sensor, 1% with NIST certificate
SLXRHS2N	Replaceable RH sensor, 2% with NIST certificate
SLXRHS2X	Replaceable RH sensor, 2%
SLXXT2*	Replaceable temperature module with 2-point calibration certificate
SLXRHT2*	Replaceable temperature and humidity module with 2-point calibration certificate

*For temperature transmitter models only.

SpaceLogic Sensors
SCD2 Series Duct Air Quality Sensors – BACnet and Modbus

SpaceLogic SCD2 Series Air Quality Sensors are duct mount all-in-one sensors for monitoring air quality. The device combines CO_2, temperature, humidity, VOC and particulate matter (PM) sensing into a single unit to ensure a building's optimum air quality and energy efficiency. Each device is an active sensor that converts a measurement into BACnet MS/TP, Modbus RTU.

As an integral part of Schneider Electric EcoStruxture™ Building Operation (EBO) software, the SCD2 protocol models' Ready-Connect feature enables a plug & play experience for easy integration and configuration.

Different models are available based on application requirements for lower-cost installations.

SCD2 is available with an LCD display option on select models.

Features

- Field calibratable, non-dispersive infrared CO2 sensor
  - NDIR-based, dual-channel device compensates for drift and deterioration for high-accuracy output
- Thin-film capacitive humidity sensor element recovers from 100% saturation
- Solid state temperature sensor provides high accuracy measurements
- Laser-scatter type PM sensor featuring innovative contamination resistance technology for highly accurate measurement of particulate matter
- Automatic Background Calibration for improved accuracy and field performance
- Easy to install:
  - Latch-on sensor cover
  - Screwless terminal block wiring with spring actuator
  - Rotating probe for best alignment with airflow
- Quick to commission with DIP switch selectable outputs:
  - BACnet, Modbus via RS-485
- 1% or 2% with NIST certificate, 2% RH module – replaceable in the field
- 2-point calibration certificate available for humidity and temperature or temperature-only replaceable module
- Key component for the LEED green building program and WELL Building

*Leadership in Energy and Environmental Design (LEED) is a registered trademark of the US Green Building Council. The WELL Building Standard is a trademark of the International WELL Building Institute in the United States and other countries.

Specifications

Input power	Class III; 20 to 30 Vdc, 24 Vac, 50 to 60 Hz
Protocol output	BACnet MS/TP, Modbus RTU
CO_2 accuracy	±30 ppm ±3% of measured value
CO_2 output range	0 to 5000 ppm

Note: See product datasheet for full list of specifications.

SpaceLogic Sensors
SCD2 Series Duct Air Quality Sensors – BACnet and Modbus (cont.)

Available Products

Model Number	LCD	2% RH Sensor	Temp. Transmitter	1000 PT RTD	10K T3	NDIR CO2	VOC	PM
SCD2LP2AVP	X	X	X			X	X	X
SCD2LP2AVX	X	X	X			X	X	
SCD2LPXAVP	X		X			X	X	X
SCD2LPXAVX	X		X			X	X	
SCD2LPXXVX	X					X	X	
SCD2XP2AVP		X	X			X	X	X
SCD2XP2AVX		X	X			X	X	
SCD2XPXAVP			X			X	X	X
SCD2XPXAVX			X			X	X	

*Note: Replaceable RH and temperature modules available to be ordered separately per table below.

Replaceable RH Elements & Temperature and Humidity Calibration Modules

Model Number	Description
SLXRHS1N	Replaceable RH sensor, 1% with NIST certificate
SLXRHS2N	Replaceable RH sensor, 2% with NIST certificate
SLXRHS2X	Replaceable RH sensor, 2%
SLXXT2*	Replaceable temperature module with 2-point calibration certificate
SLXRHT2*	Replaceable temperature and humidity module with 2-point calibration certificate

*For temperature transmitter models only.

SpaceLogic Sensors
SPMDP Duct & SPMOP Outdoor Particulate Matter Sensors

The SpaceLogic SPMDP and SPMOP Particulate Matter (PM) Sensors represent a technological breakthrough in optical PM sensors. This laser-scatter type sensor detects and counts particles using light scattering principles and features innovative contamination resistance technology to perform highly accurate and reliable PM measurements. These sensors are designed for use in duct mount (SPMDP) or outdoor (SPMDO)applications.

Over a ten-year lifetime, these sensors provide superior precision measurement of numerous PM types and higher-resolution particle size binning, allowing for the detection of many types of environmental dust and other particles.

The detection concentration range is 0 to 1,000 µg/m³

These versatile sensors offer selectable PM measurement options of PM1.0, PM2.5, PM4.0 and PM10.

Features

- Laser-scatter type sensor featuring innovative contamination resistance technology for highly accurate measurement of particulate matter
- Easy to install and commission:
  - Latch-on sensor cover
  - Screwless terminal block wiring with spring actuator
  - Analog DIP switch selectable output: 4 to 20 mA, 0 to 5 Vdc, 0 to 10 Vdc
- Unique long-term stability
- Advanced particle size binning
- Precise mass concentration sensing
- Multiple PM measurement options
- Key component for the LEED green building program and WELL Building Standard*

*Leadership in Energy and Environmental Design (LEED) is a registered trademark of the US Green Building Council. The WELL Building Standard is a trademark of the International WELL Building Institute in the United States and other countries.

Specifications

Input power	3-wire volt mode: 20 to 30 Vdc, 24 Vac, 50 to 60 Hz
Analog output	Selectable 4 to 20 mA, 0 to 5 Vdc, 0 to 10 Vdc
PM sensor accuracy*	PM1.0 and PM2.5: ±5 ug/m³ (+5% measured value), ±10% (100 to 1000 µg/m³) PM4.0 and PM10: ±25 µg/m³ (0 to 100 µg/m³), ±25% (100 to 1000 µg/m³)
Output range	± 1 µg/m³

*PM4.0 and PM10 output values are calculated based on distribution profile of all measured particles.
Note: See product datasheet for full list of specifications.

Available Products

Model	Description
SPMDP	PM Sensor, Duct, Analog
SPMOP	PM Sensor, Outdoor, Analog

Humidity Transmitters

SpaceLogic Sensors
SLA Series Humidity Sensors - Analog

Housing Finishes

Optimum White

Optimum Black

Medium White

User Interface Types

Touchscreen

LCD with Buttons

Blank

The SpaceLogic SLA Series of humidity sensors for living space is a flexible multisensor platform for use with BAS controllers designed to accept 4 to 20mA, 0 to 5Vdc or 0 to 10Vdc outputs. Housings are available in Medium matte white and Optimum faces available in black and white. All housing types are available with three user interface options: touchscreen, LCD with three buttons and blank. Humidity and temperature sensors are included with all SLA Series air quality sensors.

The SpaceLogic SLA Series replaces the SHR Series which retires in December 2021. The SLA is compatible with key legacy SE controllers. Reference the Living Space Sensor Selection Guide (F-28170) for specific application notes.

Features

- Medium matte white housing or optimum glass panel housing available in white or black
- Replaceable RH element available in 1% & 2% with NIST certificate
- Analog temperature transmitter output on all models
- 61 mm (2.4”) backlit color touchscreen and LCD, three button display options available
  - Digital temperature indication (0.1° display resolution of °F or °C)
  - Digital humidity indication (0.1% RH display resolution)
  - Selectable temp, RH and fan speed setpoint (0-10V)
  - Configurable screen/button lock and display timeout
  - Override
- Selectable 4 to 20mA, 0 to 5V and 0 to 10V analog outputs
- 18-24 AWG screw terminals

Specifications

Input power	Class 2; 20 to 30 Vdc, 24 Vac, 50 to 60 Hz
Analog output	Selectable 4 to 20 mA, 0 to 5 V, 0 to 10 V
HS sensor	Solid state capacitive, replaceable
Accuracy	±2% from 10 to 80% RH @ 25°C (77 °F)
Output range	0 to 100% RH

Note: See product datasheet for full list of specifications.

Available Products

Model	RH	Temp	Housing	User Interface
SLAWTX2	X	X	Optimum White	Touchscreen
SLAWLX2	X	X	Optimum White	LCD / 3 Buttons
SLAWXX2	X	X	Optimum White	Blank
SLABTX2	X	X	Optimum Black	Touchscreen
SLABLX2	X	X	Optimum Black	LCD / 3 Buttons
SLABXX2	X	X	Optimum Black	Blank
SLASTX2	X	X	Medium White	Touchscreen
SLASLX2	X	X	Medium White	LCD / 3 Buttons
SLASXX2	X	X	Medium White	Blank

Replaceable RH Elements

Model	RH Accuracy	Calibration Certificate	Description
SLXRHS1N	±1%	X	Replaceable RH Sensor, 1% w/NIST Cert
SLXRHS2N	±2%	X	Replaceable RH Sensor, 2% w/NIST Cert
SLXRHS2X	±2%		Replaceable RH Sensor, 2%

SpaceLogic Sensors
SLP Series Humidity Sensors - BACnet and Modbus

Housing Finishes

Optimum White

Optimum Black

Medium White

User Interface Types

Touchscreen

LCD with Buttons

Blank

The SpaceLogic SLP Series of humidity sensors for living space is a flexible multisensor platform for use with BAS controllers designed to accept BACnet MSTP or Modbus outputs. Housings are available in Medium matte white and Optimum faces available in black and white. All housing types are available with three user interface options: touchscreen, LCD with three buttons and blank. Humidity and temperature sensors are included with all SLP Series air quality sensors.

Features

- Medium matte white housing or optimum glass panel housing available in white or black
- Replaceable RH element available in 1% & 2% with NIST certificate
- Temperature transmitter output on all models 61 mm (2.4") backlit color touch screen and LCD, three button display options available
  - Digital temperature indication (0.1° display resolution of °F or °C)
  - Digital humidity indication (0.1% RH display resolution)
  - Selectable temp, RH and fan speed setpoint (0-10V)
  - Configurable screen/button lock and display timeout
  - Override
- Selectable BACnet and Modbus outputs via RS-485
- 18-24 AWG screw terminals

Specifications

Input power	Class 2; 20 to 30 Vdc, 24 Vac, 50 to 60 Hz
Protocol output	BACnet or Modbus via RS-485, selectable
HS sensor	Solid state capacitive, replaceable
Accuracy	±2% from 10 to 80% RH @ 25°C (77 °F)
Output range	0 to 100% RH

Note: See product datasheet for full list of specifications.

Available Products

Model	RH	Temp	Housing	User Interface
SLPWTX2	X	X	Optimum White	Touchscreen
SLPWLX2	X	X	Optimum White	LCD / 3 Buttons
SLPWXX2	X	X	Optimum White	Blank
SLPBTX2	X	X	Optimum Black	Touchscreen
SLPBLX2	X	X	Optimum Black	LCD / 3 Buttons
SLPBXX2	X	X	Optimum Black	Blank
SLPSTX2	X	X	Medium White	Touchscreen
SLPSLX2	X	X	Medium White	LCD / 3 Buttons
SLPSXX2	X	X	Medium White	Blank

Replaceable RH Elements

Model	RH Accuracy	Calibration Certificate	Description
SLXRHS1N	±1%	X	Replaceable RH Sensor, 1% w/NIST Cert
SLXRHS2N	±2%	X	Replaceable RH Sensor, 2% w/NIST Cert
SLXRHS2X	±2%		Replaceable RH Sensor, 2%

SpaceLogic Sensors
SHD2 Series Duct Humidity Sensors – Analog

SpaceLogic SHD2 Series Humidity Transmitters provide an ideal solution for measuring relative humidity in a wide range of conditions. All models are equipped with a solid state capacitive humidity sensor that is easy to replace in the field and a solid state temperature sensor for high accuracy measurements.

SHD2 is an all-in-one device combining humidity and temperature sensing. Intended for duct mount applications, the device ensures a building's optimum temperature and humidity levels, resulting in greater energy efficiency.

Each device is an active sensor that converts a humidity or temperature measurement into 4-20 mA, 0 to 5 Vdc or 0 to 10 Vdc analog output.

Different models are available based on application requirements for lower-cost installations.

Features

- Easy to install:
  - Latch-on sensor cover
  - Screwless terminal block wiring with spring actuator
  - Mounting accessory adjusts probe length in duct
- Quick to commission with DIP switch selectable Voltage/Current mode
- 1% or 2% with NIST certificate, 2% RH module – field replaceable
- Solid state temperature sensor providing high accuracy measurements
- Multiple temperature thermistors and transmitter options, compatible with a wide range of controllers
- 2-point calibration certificate available for humidity and temperature or temperature-only replaceable module
- Key component for the LEED green building program and WELL Building Standard*

*Leadership in Energy and Environmental Design (LEED) is a registered trademark of the US Green Building Council. The WELL Building Standard is a trademark of the International WELL Building Institute in the United States and other countries.

Specifications

Input power	3-wire volt mode: 20 to 30 Vdc, 24 Vac, 50 to 60 Hz; loop powered 20 to 30 Vdc
Output	Selectable 4 to 20 mA, 0 to 5 Vdc, 0 to 10 Vdc
HS sensor	Solid state capacitive, replaceable
Humidity accuracy*	±2% from 10 to 80% RH @ 25 °C (77 °F) ±1%, ±2% NIST and 2% replaceable option
Humidity output range	0 to 100% RH

**Humidity sensor measurement uncertainty should include: accuracy, hysteresis, temperature coefficient and stability. Humidity sensor accuracy to -20°C.
Note: See product datasheet for full list of specifications.

Available Products

Model	Description
SHD2XA2A	Duct mount humidity sensor, 2% RH, temperature transmitter only
SHD2XA2C	Duct mount humidity sensor, 2% RH, 1000 PT RTD
SHD2XA2H	Duct mount humidity sensor, 2% RH, 10K T3 thermistor

*Note: Replaceable RH and temperature modules available to be ordered separately per table below.

Replaceable RH Elements & Temperature and Humidity Calibration Modules

Model Number	Description
SLXRHS1N	Replaceable RH sensor, 1% with NIST certificate
SLXRHS2N	Replaceable RH sensor, 2% with NIST certificate
SLXRHS2X	Replaceable RH sensor, 2%
SLXXT2*	Replaceable temperature module with 2-point calibration certificate
SLXRHT2*	Replaceable temperature and humidity module with 2-point calibration certificate

*For temperature transmitter models only.

SpaceLogic Sensors
SHD2 Series Duct Humidity Sensors – BACnet and Modbus

SpaceLogic SHD2 Series Humidity Sensors are duct mount sensors for monitoring humidity and temperature to ensure a building's optimum energy efficiency. Each device is an active sensor that converts a measurement into BACnet MS/TP or Modbus RTU output.

As an integral part of Schneider Electric EcoStruxtureTM Building Operation (EBO) software, the SHD2 protocol models' Ready-Connect feature enables a plug & play experience for easy integration and configuration.

Different models are available based on application requirements for lower-cost installations.

SHD2 is available with an LCD display option on select models.

Features

- Thin-film capacitive humidity sensor element recovers from 100% saturation
- Solid state temperature sensor providing high accuracy measurements
- Easy to install:
  - Latch-on sensor cover
  - Screwless terminal block wiring with spring actuator
  - Mounting accessory adjusts probe length in duct
- Quick to commission with DIP switch selectable outputs:
  - Protocol: BACnet, Modbus via RS-485
- 1% or 2% with NIST certificate, 2% RH module – replaceable in the field
- 2-point calibration certificate available for humidity and temperature or temperature-only replaceable module
- Key component for the LEED green building program and WELL Building Standard*

*Leadership in Energy and Environmental Design (LEED) is a registered trademark of the US Green Building Council. The WELL Building Standard is a trademark of the International WELL Building Institute in the United States and other countries.

Specifications

Input power	Class III; 3 wire volt mode: 20 to 30 Vdc, 24 Vac, 50 to 60 Hz
Protocol output	BACnet or Modbus via RS-485, selectable
HS sensor	Solid state capacitive, replaceable
Humidity accuracy	±2% from 10 to 80% RH @ 25 °C (77 °F) ±1%, ±2% NIST and 2% replaceable option
Humidity output range	0 to 100% RH

Note: See product datasheet for full list of specifications.

Available Products

Model	Description
SHD2LP2A	Duct humidity sensor, LCD, BACnet / Modbus, 2% RH, Temp Transmitter
SHD2XP2A	Duct humidity sensor, No LCD, BACnet/Modbus, 2% RH, Temp Transmitter

*Note: Replaceable RH and temperature modules available to be ordered separately per table below.

Replaceable RH Elements & Temperature and Humidity Calibration Modules



Model Number	Description
SLXRHS1N	Replaceable RH sensor, 1% with NIST certificate
SLXRHS2N	Replaceable RH sensor, 2% with NIST certificate
SLXRHS2X	Replaceable RH sensor, 2%
SLXXT2*	Replaceable temperature module with 2-point calibration certificate
SLXRHT2*	Replaceable temperature and humidity module with 2-point calibration certificate

*For temperature transmitter models only.

SpaceLogic Sensors
SHO2 Series Outdoor Humidity Sensors

SpaceLogic SHO2 Series Humidity Transmitters provide an ideal solution for measuring relative humidity in a wide range of humidity conditions. All models are equipped with a solid state capacitive humidity sensor that is easy to replace in the field. The housing is weatherproof and intended for outdoor mounting.

The SHO2 is an all-in-one device combining humidity and temperature sensing. The device ensures a building's optimum temperature and humidity levels, resulting in greater energy efficiency.

Each device is an active sensor that converts a humidity or temperature measurement into an analog output: current output (4-20 mA) or voltage output (0 to 5 Vdc or 0 to 10 Vdc).

Different models are available based on application requirements for lower-cost installations.

Features

- Easy to install:
  - Latch-on sensor cover
  - Screwless terminal block wiring with spring actuator
  - Mounting accessory adjusts probe length in duct
- Quick to commission with selectable outputs:
  - Analog DIP switch selectable output: 4 to 20 mA, 0 to 5 Vdc, 0 to 10 Vdc
  - 2-wire, 4-20 mA version for flexible system compatibility, saves time in the field
- 2% with NIST certificate, 2% RH module – field replaceable
- Solid state temperature sensor providing high accuracy measurements
- Multiple temperature thermistors and transmitter options, compatible with a wide range of controllers
- 2-point calibration certificate available for humidity and temperature or temperature-only replaceable module
- Key component for the LEED green building program and WELL Building Standard*

*Leadership in Energy and Environmental Design (LEED) is a registered trademark of the US Green Building Council. The WELL Building Standard is a trademark of the International WELL Building Institute in the United States and other countries.

Specifications

Input power	3-wire volt mode: 20 to 30 Vdc, 24 Vac, 50 to 60 Hz; loop powered 20 to 30 Vdc
Output	Selectable 4 to 20 mA, 0 to 5 Vdc, 0 to 10 Vdc
HS sensor	Solid state capacitive, replaceable
Humidity accuracy*	±2% from 10 to 80% RH @ 25 °C (77 °F) ±2% NIST and 2% replaceable option
Humidity output range	0 to 100% RH

**Humidity sensor measurement uncertainty should include: accuracy, hysteresis, temperature coefficient and stability. Humidity sensor accuracy to -20°C.
Note: See product datasheet for full list of specifications.

Available Products

Model	Description
SHO2XA2A	Outdoor humidity sensor, 2% RH, temperature transmitter only
SHO2XA2C	Outdoor humidity sensor, 2% RH, 1000 PT RTD
SHO2XA2H	Outdoor humidity sensor, 2% RH, 10K T3 thermistor

*Note: Replaceable RH and temperature modules available to be ordered separately per table below.

Replaceable RH Elements & Temperature and Humidity Calibration Modules

Model	Description
SLXRHS1N	Replaceable RH sensor, 1% with NIST certificate
SLXRHS2N	Replaceable RH sensor, 2% with NIST certificate
SLXRHS2X	Replaceable RH sensor, 2%
SLXXT2*	Replaceable temperature module with 2-point calibration certificate
SLXRHT2*	Replaceable temperature and humidity module with 2-point calibration certificate

*For temperature transmitter models only.

SCP110/SCC110
Pipe & Contact Humidity Sensors

SCP110/SCC110

These devices are suitable for fixing to chilled pipework to sense and therefore take control action against the formation of condensation.

The SCP110 is designed for direct mounting onto pipe systems. The sensor element is mounted in the contact material below the housing.

The SCC110 has a remote sensor with a 2 m (6.56 ft.) wire. The sensor element is fitted into a sensor head made of aluminium.

Specifications

Output	Relay contact (change-over), 24V/1A, potential-free, contact material Ag/Ni 90/10
Range	Switching threshold ≈ 93% RH 3% (adjustable) Mid-position ≈ 93% RH
Supply	24 Vac 10%/18 … 32 Vdc

Note: See product datasheet for full list of specifications.

Part number	Model number	Description
006902500	SCP110	Pipe Condensation Switch
006902510	SCC110	Contact Condensation Switch

Notes Page

Thermostats & Room Controllers

SpaceLogic Thermostat
TC900 Series for Fan Coil Applications

The TC900 Series fan coil thermostats are optimized for office building, hotel, hospital and residential applications.

The TC900 Series can be used for 2-pipe or 4-pipe applications.

Available in three housing finishes: optimum (black glass display with capacitive buttons on a black or white base) or medium (white glass display with mechanical buttons on a white base).

The TC900 Series is both easy to operate and install. The devices feature microprocessor-based control and large backlit LCD screens which display operation status (cooling, heating, and ventilation), fan speed, room temperature and set-point.

Features

- Three housing options:
  - Optimum black glass on white housing with capacitive buttons
  - Optimum black glass on black housing with capacitive buttons
  - Medium white glass housing with mechanical buttons
- Large back-lit LCD screen
- Eco button for energy saving
- Button lockout function controls unauthorized operation
- Non-volatile memory (EEPROM) retains user settings during power loss
- Low temperature protection
- Standard 86 x 86 mm box for installation
- Alert function facilitates temperature sensor maintenance
- Optional Modbus communication
- Deluxe models include:
  - Sleep mode for energy savings
  - Occupancy/card key input
  - Real-time display
  - Optional remote temperature sensor

Specifications

Power supply	90 to 240 Vac, 50/60Hz 24 Vac (models with suffix '-24')
Accuracy	±1 °C
Display range	0 to 50 °C (shown in 0.5 °C increments)

Note: See product datasheet for full list of specifications.

SpaceLogic Thermostat
TC900 Series for Fan Coil Applications (cont.)

TC907 Series

Part Number	Application	Actuator Control	Deluxe Model	Fan Control	Input Voltage	Comm.	Housing
TC907-3A2LB	2-pipe	2-Position, on/off	No	3-Speed, Auto	90-240Vac	None	Optimum, Black
TC907-3A2P-24B	2-pipe	Proportional	No	3-Speed, Auto	24Vac	None	Optimum, Black
TC907-3A4LAB	4-pipe*	2-Position, on/off	No	3-Speed, Auto	90-240Vac	None	Optimum, Black
TC907-3A4LMAB	4-pipe*	2-Position, on/off	No	3-Speed, Auto	90-240Vac	Modbus	Optimum, Black
TC907-3A4DLSAB	4-pipe*	2-Position, on/off	Deluxe	3-Speed, Auto	90-240Vac	None	Optimum, Black
TC907-3A4DLMSAB	4-pipe*	2-Position, on/off	Deluxe	3-Speed, Auto	90-240Vac	Modbus	Optimum, Black
TC907-4FMSAB	4-pipe*	2-Position, on/off	Deluxe	ECM Fan 0-10V	90-240Vac	Modbus	Optimum, Black
TC907-3A4DPSAB	4-pipe*	Proportional	Deluxe	3-Speed, Auto	90-240Vac	None	Optimum, Black
TC907-3A4DPMSAB	4-pipe*	Proportional	Deluxe	3-Speed, Auto	90-240Vac	Modbus	Optimum, Black
TC907-3A4DPMSA-24B	4-pipe*	Proportional	Deluxe	3-Speed, Auto	24Vac	Modbus	Optimum, Black
TC907-3A2P-24	2-pipe	Proportional	No	3-Speed, Auto	24 Vac	None	Optimum, Black on White
TC907-3A2L	2-pipe	2-Position, on/off	No	3-Speed, Auto	90-240 Vac	None	Optimum, Black on White
TC907-4FMSA	4-pipe*	2-Position, on/off	Deluxe	ECM Fan 0-10V	90-240 Vac	Modbus	Optimum, Black on White
TC907-3A4LMA	4-pipe*	2-Position, on/off	No	3-Speed, Auto	90-240 Vac	Modbus	Optimum, Black on White
TC907-3A4LA	4-pipe*	2-Position, on/off	No	3-Speed, Auto	90-240 Vac	None	Optimum, Black on White
TC907-3A4DPSA	4-pipe*	Proportional	Deluxe	3-Speed, Auto	90-240 Vac	None	Optimum, Black on White
TC907-3A4DPMSA-24	4-pipe*	Proportional	Deluxe	3-Speed, Auto	24 Vac	Modbus	Optimum, Black on White
TC907-3A4DPMSA	4-pipe*	Proportional	Deluxe	3-Speed, Auto	90-240 Vac	Modbus	Optimum, Black on White
TC907-3A4DLSA	4-pipe*	2-Position, on/off	Deluxe	3-Speed, Auto	90-240 Vac	None	Optimum, Black on White
TC907-3A4DLMSA	4-pipe*	2-Position, on/off	Deluxe	3-Speed, Auto	90-240 Vac	Modbus	Optimum, Black on White
RS-03	10K Ohm NTC Type 3 Remote Sensor - 3m (10 Pcs)**						

* Can be changed from 4-pipe system with 2-wire motorized valve, to 2-pipe system with 3-wire motorized valve.
** RS-03 works with all models with an 'S' included in the model number ('DLSA', 'DLMSA', 'FMSA', etc.).

TC903 Series

Part Number	Application	Actuator Control	Deluxe Model	Fan Control	Input Voltage	Comm.	Housing
TC903-3A2P-24	2-pipe	Proportional	No	3-Speed, Auto	24 Vac	None	Medium, White
TC903-3A2L	2-pipe	2-Position, on/off	No	3-Speed, Auto	90-240 Vac	None	Medium, White
TC903-4FMSA	4-pipe*	2-Position, on/off	No	ECM Fan 0-10V	90-240 Vac	Modbus	Medium, White
TC903-3A4LMA	4-pipe*	2-Position, on/off	No	3-Speed, Auto	90-240 Vac	Modbus	Medium, White
TC903-3A4LA	4-pipe*	2-Position, on/off	No	3-Speed, Auto	90-240 Vac	None	Medium, White
TC903-3A4DPSA	4-pipe*	Proportional	Deluxe	3-Speed, Auto	90-240 Vac	None	Medium, White
TC903-3A4DPMSA-24	4-pipe*	Proportional	Deluxe	3-Speed, Auto	24 Vac	Modbus	Medium, White
TC903-3A4DPMSA	4-pipe*	Proportional	Deluxe	3-Speed, Auto	90-240 Vac	Modbus	Medium, White
TC903-3A4DLSA	4-pipe*	2-Position, on/off	Deluxe	3-Speed, Auto	90-240 Vac	None	Medium, White
TC903-3A4DLMSA	4-pipe*	2-Position, on/off	Deluxe	3-Speed, Auto	90-240 Vac	Modbus	Medium, White
RS-03	10K Ohm NTC, Type 3 Remote Sensor - 3m (10 Pcs)**						

* Can be changed from 4-pipe system with 2-wire motorized valve, to 2-pipe system with 3-wire motorized valve.
** RS-03 works with all models with an 'S' included in the model number ('DLSA', 'DLMSA', 'FMSA', etc.).

SpaceLogic Thermostat
TC900 Protocol Series for Fan Coil Applications

The TC900 Protocol Series fan coil thermostats are optimized for office building, hotel, hospital and residential applications.

These devices can be used for 2-pipe or 4-pipe applications and can communicate with Building Management Systems over BACnet or Modbus protocol.

Available in two housing finishes: optimum (black glass display with capacitive buttons on a black base) or medium (white glass display with mechanical buttons on a white base).

The TC900 Protocol Series is both easy to operate and install. The devices feature microprocessor-based control and large backlit LCD screens which display operation status (cooling, heating, auto and ventilation), fan speed, room temperature and set-point.

Features

- Two housing options:
  - Optimum black glass on black housing with capacitive buttons
  - Medium white glass housing with mechanical buttons
- Large back-lit LCD screen
- Eco button for energy saving
- Button lockout function controls unauthorized operation
- Selectable BACnet MSTP or Modbus outputs via RS-485
- Non-volatile memory (EEPROM) retains user settings during power loss
- Low temperature protection
- Standard BS wall box for installation
- Alert function facilitates temperature sensor maintenance
- Temperature display unit selection (°C / °F)
- Deluxe models include:
  - Sleep mode for energy savings
  - Occupancy/card key input*
  - Real time display
  - Optional remote temperature sensor

Specifications

Power supply	90 to 240 Vac, 50/60Hz 24 Vac (models with suffix '-24')
Protocol output	BACnet or Modbus via RS-485, selectable
Accuracy	±1 °C / ±2 °F
Display range	0 to 50 °C / 32 to 99 °F* (shown in 0.5 °C / 1°F increments)

Note: See product datasheet for full list of specifications.

TC907 Protocol Series

Part Number	Application	Actuator Control	Deluxe Model	Fan Control	Input Voltage	Comm.	Housing
TC907-3A4LXPXAB	4-pipe*	2-Position, on/off	No	3-Speed, Auto	90-240Vac	Modbus/BACnet	Optimum, Black
TC907-3A4LDPSAB	4-pipe*	2-Position, on/off	Deluxe	3-Speed, Auto	90-240Vac	Modbus/BACnet	Optimum, Black
TC907-EF4LDPSAB	4-pipe*	2-Position, on/off	Deluxe	ECM Fan 0-10V	90-240Vac	Modbus/BACnet	Optimum, Black
TC907-3A4PDPSAB	4-pipe*	Proportional	Deluxe	3-Speed, Auto	90-240Vac	Modbus/BACnet	Optimum, Black
TC907-3A4PDPSA-24B	4-pipe*	Proportional	Deluxe	3-Speed, Auto	24Vac	Modbus/BACnet	Optimum, Black
RS-03	10K Ohm NTC Type 3 Remote Sensor - 3m (10 Pcs)**						

* Can be changed from 4-pipe system with 2-wire motorized valve, to 2-pipe system with 3-wire motorized valve.
** RS-03 works with all models with an 'S' included in the model number ('3A4LDPSA', '3A4PDPSA', 'EF4LDPSA', etc.).

SpaceLogic Thermostat
TC900 Protocol Series for Fan Coil Applications (cont.)

TC903 Protocol Series

Part Number	Application	Actuator Control	Deluxe Model	Fan Control	Input Voltage	Comm.	Housing
TC903-3A4LXPXA	4-pipe*	2-Position, on/off	No	3-Speed, Auto	90-240Vac	Modbus/BACnet	Medium, White
TC903-3A4LDPSA	4-pipe*	2-Position, on/off	Deluxe	3-Speed, Auto	90-240Vac	Modbus/BACnet	Medium, White
TC903-EF4LDPSA	4-pipe*	2-Position, on/off	Deluxe	ECM Fan 0-10V	90-240Vac	Modbus/BACnet	Medium, White
TC903-3A4PDPSA	4-pipe*	Proportional	Deluxe	3-Speed, Auto	90-240Vac	Modbus/BACnet	Medium, White
TC903-3A4PDPSA-24	4-pipe*	Proportional	Deluxe	3-Speed, Auto	24Vac	Modbus/BACnet	Medium, White

* Can be changed from 4-pipe system with 2-wire motorized valve, to 2-pipe system with 3-wire motorized valve.

Notes Page

Flow Monitoring

QSE Series
Electromagnetic Flow Meters

QSE Series

The FLOMEC® QSE Series is a dependable, highly accurate electromagnetic flow meter designed for flow and usage monitoring in commercial applications.

The Noryl® housing and flow tube offer a lightweight, easyto-install mag meter that is resistant to heat (210 °F / 99 °C) and is compatible with many water-based liquid solutions (for installation on plastic pipes only).

The QSE Mag Meter monitors flow rate and total flow in a wide variety of applications including HVAC and water reclamation.

Meters without display are configured wirelessly using the FLOMEC® app. The app is available through the Google Play™ store, for Android systems only.

Please note that when installing the mag meter to metal pipe, it is recommended to use flexible expansion joints on one or both ends to eliminate any stresses that might be incurred from misaligned rigid metal piping.

Specifications

Fitting Size/Fitting Type	NPT, BSP, ½” … 2” - NPT (male), BSP (male) (Rc thread) 3” and 4” 150# ANSI flanged, polymer
Recommeded Plastic Flange Bolt Torque	25 ft.-lbs. (33.89 N·m)
Pipe Sizes	½”, ¾”, 1”, 1-½”, 2”, 3”, 4”
Pressure Rating	150 PSI @ 73 °F (10 BAR @ 23 °C)
Accuracy	±0.5% of reading between 0.25 fps … 15 fps (see owner’s manual for complete accuracy specs)
Operating Temp. Range	½” … 2”: 32 … 210 °F (0 … 98 °C) 3” … 4”: 32 … 180 °F (0 … 82 °C)
Ambient Temp. Range	0 … 140 °F (-18 … 60 °C)
Power Supply	Externally powered Voltage supply (min.): 12 Vdc or Vac Voltage supply (max.): 30 Vdc or Vac
Consumption	Max. current consumption: 150mA
Wetted Materials	Body: Noryl Electrodes: 316L SS Seals: NBR O-rings
Frequency Range (all sizes)	10Hz min., 3,000 Hz max. (with blind pulse out)
Calibration Report	Standard, NIST available
Approvals	NEMA 6P (pending), IP67, CE, NIST, NSF, Canadian Standards Association

Note: FLOMEC is a registered trademark of Great Plains Industries, Inc., the manufacturer of the devices shown.

QSE Series
Electromagnetic Flow Meter (cont.)

Part number	Model number	Description
Flow with Display		
FLO-QSE05NPT42XXXA	QSE05NPT42XXXA	Noryl,MagFlowmeter,Display,pulse+4-20mA-out,1/2inch,NPT_outer-thd
FLO-QSE05BSP42XXXA	QSE05BSP42XXXA	Noryl,MagFlowmeter,Display,pulse+4-20mA-out,1/2inch,BSP_outer-thd
FLO-QSE07NPT42XXXA	QSE07NPT42XXXA	Noryl,MagFlowmeter,Display,pulse+4-20mA-out,3/4inch,NPT_outer-thd
FLO-QSE07BSP42XXXA	QSE07BSP42XXXA	Noryl,MagFlowmeter,Display,pulse+4-20mA-out,3/4inch,BSP_outer-thd
FLO-QSE10NPT42XXXA	QSE10NPT42XXXA	Noryl,MagFlowmeter,Display,pulse+4-20mA-out,1inch, NPT_outer-thd
FLO-QSE10BSP42XXXA	QSE10BSP42XXXA	Noryl,MagFlowmeter,Display,pulse+4-20mA-out,1inch, BSP_outer-thd
FLO-QSE15NPT42XXXD	QSE15NPT42XXXD	Noryl,MagFlowmeter,Display,pulse+4-20mA-out,1-1/2inch,NPT_outer-thd
FLO-QSE15BSP42XXXD	QSE15BSP42XXXD	Noryl,MagFlowmeter,Display,pulse+4-20mA-out,1-1/2inch,BSP_outer-thd
FLO-QSE20NPT42XXXD	QSE20NPT42XXXD	Noryl,MagFlowmeter,Display,pulse+4-20mA-out,2inch,NPT_outer-thd
FLO-QSE20BSP42XXXD	QSE20BSP42XXXD	Noryl,MagFlowmeter,Display,pulse+4-20mA-out,2inch,BSP_outer-thd
FLO-QSE30FAP42XXXB	QSE30FAP42XXXB	Noryl,MagFlowmeter,Display,pulse+4-20mA-out,3inch,flange
FLO-QSE40FAP42XXXC	QSE40FAP42XXXC	Noryl,MagFlowmeter,Display,pulse+4-20mA-out,4inch,flange
BTU without Display		
FLO-QSE05NPTQBQ11A	QSE05NPTQBQ11A	Noryl,MagBTUFlowmeter,Modbus+pulse-out,1/2inch,NPT_outer-thd
FLO-QSE05BSPQBQ11A	QSE05BSPQBQ11A	Noryl,MagBTUFlowmeter,Modbus+pulse-out,1/2inch,BSP_outer-thd
FLO-QSE07NPTQBQ11A	QSE07NPTQBQ11A	Noryl,MagBTUFlowmeter,Modbus+pulse-out,3/4inch,NPT_outer-thd
FLO-QSE07BSPQBQ11A	QSE07BSPQBQ11A	Noryl,MagBTUFlowmeter,Modbus+pulse-out,3/4inch,BSP_outer-thd
FLO-QSE10NPTQBQ11A	QSE10NPTQBQ11A	Noryl,MagBTUFlowmeter,Modbus+pulse-out,1inch,NPT_outer-thd
FLO-QSE10BSPQBQ11A	QSE10BSPQBQ11A	Noryl,MagBTUFlowmeter,Modbus+pulse-out,1inch,BSP_outer-thd
FLO-QSE15NPTQBQ11A	QSE15NPTQBQ11A	Noryl,MagBTUFlowmeter,Modbus+pulse-out,1-1/2inch,NPT_outer-thd
FLO-QSE15BSPQBQ11A	QSE15BSPQBQ11A	Noryl,MagBTUFlowmeter,Modbus+pulse-out,1-1/2inch,BSP_outer-thd
FLO-QSE20NPTQBQ11A	QSE20NPTQBQ11A	Noryl,MagBTUFlowmeter,Modbus+pulse-out,2inch,NPT_outer-thd
FLO-QSE20BSPQBQ11A	QSE20BSPQBQ11A	Noryl,MagBTUFlowmeter,Modbus+pulse-out,2inch,BSP_outer-thd
FLO-QSE30FAPQBQ12B	QSE30FAPQBQ12B	Noryl,MagBTUFlowmeter,Modbus+pulse-out,3inch,Flange
FLO-QSE40FAPQBQ12C	QSE40FAPQBQ12C	Noryl,MagBTUFlowmeter,Modbus+pulse-out,4inch,Flange

02 Series
Electronic Flow Meters with Scaled Pulse Output

02 Series

The FLOMEC® 02 Series is a lightweight, accurate and reliable turbine meter. Choose the 02 Series for thin viscosity fluid applications (for installation on plastic pipes only).

- Aluminum or nylon housing
- Virtually maintenance free
- Display powered by two AAA batteries
- Offers one pulse per unit (gallons or liters)

Specifications

Fitting Size / Fitting Type	1 inch / BSPT (female) 1 inch / NPT (female)
Flow Rate	3 … 30 GPM 11 … 113 LPM
Accuracy (% of Reading)	± 5.0%
Pressure Rating	150 PSIG / 10.3 BAR
Operating Temperature Range	14 … 130 °F (-10 … 55 °C)
Pulse Out Description	Open Collector (also known as NPN or Current Sinking)
Pulse Duration	250 msec
Pulse Amplitude	5 … 30 Vdc
Scaling	One pulse per gallon or liter
Cable Length	5 ft. (1.5 m)
Wetted Materials (Aluminum)	Housing: Aluminum Bearings: Ceramic Shaft: Tungsten carbide Rotor: Nylon Rings: 316 stainless steel Signal generator: Ferrite
Wetted Materials (Nylon)	Housing: Nylon Bearings: Ceramic Shaft: Tungsten carbide Rotor: Nylon Rings: 316 stainless steel Signal generator: Ferrite
Limited Warranty	2 years
Approvals	CE

Part number	Manufacturer's part number	Description
FLO-02N12LM	02N12LM	Nylon flow meter,digital pulse, 1 inch BSPT inner, liters, display
FLO-02A12LM	02A12LM	Aluminum flow meter, digital pulse, 1-inch BSPT inner, liters, display

Note: FLOMEC is a registered trademark of Great Plains Industries, Inc., the manufacturer of the devices shown.

K Series Ultrasonic Heat-Cool Meters

KD Series

KE Series

K Series

The K Series Ultrasonic Heat-Cool Metering Series is designed to operate effectively with many Schneider Eletric Buildings BMS systems using communication with LON, M-Bus, Modbus, BACnet or as pulse output.

The K Series meters are designated as KD (deluxe) and KE (economy) models. KD meters offer a feature-rich solution for heat, cool and flow metering. KE models offer fewer features at a lower price point.

Heat metering is an essential way to monitor and save energy and offers a reliable way to determine heat energy consumed in offices and buildings. Versions for hot and chilled water are available.

In many cases, it is not adequate to simply monitor energy supplied by utility companies using primary meters. Secondary metering offers valuable information that can be used to manage consumption, target potential energy savings and assign accurate costs to individual energy users.

These flow meters use the ultrasonic method to provide accuracy. Patented technology and no moving parts means that these devices have low maintenance requirements.

Specifications

Operating Environment	
Ambient temperature range	5 to 55 °C (41 to 131 °F)
Fluid temperature	2 to 130 °C (37 to 266 °F)
Accuracy	KD: Flow 1%, Temp. 4%, KE: Flow 2%, Temp. 4%
Power supply	24 Vac (or 230 Vac option)
Flow range	KD: 1.5 to 250 m^3/h, KE: 1.5 to 15 m^3/h
Temperature sensor	2-wire
Measuring units	KD: mWh, kWh, GJ or Gcal, KE: mWh, kWh or GJ
Module slots (select communication option)	KD: 2 slots, KE: 1 slot
Flow sensor cable length	KD: 2.5m*, KE: 1.5m
Battery**	D-cell***
Battery lifetime	Up to 16 years
Materials	
Housing, threaded	DZR brass (dezincification resistant brass), CW602N
Housing, flanged	Stainless steel, W. no. 1.4308
Transducer (membrane)	Stainless steel, W. no. 1.4404
O-ring	Ethylene Propylene (EPDM)
Reflector base/reflector	Thermoplastic, 30 % glass fiber reinforced Polyethersulfone (PESU 30% GF) and stainless steel (qp 6.0 and 10 m^3/h)/ stainless steel (qp 3.5, 15…100 m^3/h)
Measuring tube	Thermoplastic, 30% glass fiber reinforced Polyethersulfone (PESU 30% GF)
Regulatory Information	
Protection class	KD: Calculator IP65, Flow sensor IP65 KE: Calculator IP54, Flow sensor IP68
Heat meter approval	MID, EN1434
Cool meter approval	BEK-1178, EN1434
Warranty	
Limited warranty	2 years

* Cable extension accessory available to extend up to 10 m.
** Accessory, sold separately.
*** Communication limitations apply. See Options and Accessories table.
Note: Meter is not suitable to measure water with glycol concentrations.

K Series Ultrasonic Heat-Cool Meters (cont.)

Available Products

	Category	Meter Type	Pipe Reference	Flow Direction
K	☐	☐	☐	F
	D = Deluxe E = Economy	K = Heat & Cool** F = Flow	See Pipe Reference Table for details. 00, 05, 10, 15, 20, 25, 30, 35, 40*, 45*, 50*, 55*, 60*, 65*	F = Inflow***

Example:
K | D | H | 05 | F

* Deluxe products only. **Requires **KAOPTC** when display of cool or heat only is required. ***Can be changed to return via keypad.
Note: Meters sold without communication modules. See the Options and Accessories table on page 2 for options.
Shipped with a 24VAC power supply, temperature sensor set (1.5 meter cable) and temperature sensor pocket well set. See Options and Accessories table if a 230VAC power supply is needed.

Pipe Reference Table

Pipe	KD Compatible	KE Compatible	qp nom. (m^3/h)	qi min. (m^3/h)	qs max. (m^3/h)	Connection Size	Connection Type	Length (mm)	Meter Factor (pulses/liter)	Material (pipe connection)
00	Y	Y	1.5	0.015	3.0	G¾B (R½)	Threaded	110	100	Brass
05	Y	Y	2.5	0.025	5.0	G1B (R¾)	Threaded	190	60	Brass
10	Y	Y	3.5	0.035	7.0	G5/4B (R1)	Threaded	260	50	Brass
15	Y	Y	6	0.06	12	G5/4B (R1)	Threaded	260	25	Brass
20	Y	Y	6	0.06	12	DN25	Flange	260	25	Stainless steel
25	Y	Y	10	0.1	20	G2B (R1½)	Threaded	300	15	Brass
30	Y	Y	10	0.1	20	DN40	Flange	300	15	Stainless steel
35	Y	Y	15	0.15	30	DN50	Flange	270	10	Stainless steel
40	Y	N	25	0.25	50	DN65	Flange	300	6	Stainless steel
45	Y	N	40	0.4	80	DN80	Flange	300	5	Stainless steel
50	Y	N	60	0.6	120	DN100	Flange	360	2.5	Stainless steel
55	Y	N	100	1.0	200	DN100	Flange	360	1.5	Stainless steel
60	Y	N	150	1.5	300	DN150	Flange	500	1.0	Stainless steel
65	Y	N	250	2.5	500	DN150	Flange	500	0.6	Stainless steel

K Series Ultrasonic Heat-Cool Meters (cont.)

Options and Accessories

Model	Option	Description	KD Compatible	KE Compatible
KA420A	X	Analog Output Module, Dual 4-20 mA	Y	Y
KABACN	X	BACnet MS/TP (RS-485) Output Module	Y	Y
KADLON	X	LON Output Module for Deluxe (D) Display	Y	N
KAMBUS	X	Wired M-Bus Output Module	Y	Y
KAMODT	X	Modbus TCP (IP) Output Module	Y	N
KAMODR	X	Modbus RTU (RS-485) Output Module	Y	Y
KAD230V		230 VAC Input Power Supply for Deluxe (D) Display	Y	N
KAD24V		24 VAC Input Power Supply for Deluxe (D) Display	Y	N
KAE230V		230 VAC Input Power Supply for Economy (E) Display	Y*	Y
KAE24V		24 VAC Input Power Supply for Economy (E) Display	Y*	Y
KABATD		D-Cell Battery With Cable and Connector	Y**	Y**
KASENA		Temperature Sensor Set, 1.5 m Cable for heat-cooling	Y	Y
KASENB		Temperature Sensor Set, 3.0 m Cable for heat-cooling	Y	Y
KASENC		Temperature Sensor Set, 5.0 m Cable for heat-cooling	Y	N
KASEND		Temperature Sensor Set, 10.0 m Cable for heat-cooling	Y	N
KAPO65		Temperature Sensor Pocket Well, R1/2 x 65 mm Long x 5.8 mm Diameter, S-Steel, Pair	Y	Y
KAPO90		Temperature Sensor Pocket Well, R1/2 x 90 mm Long x 5.8 mm Diameter, S-Steel, Pair	Y	Y
KADBRK		Mounting Bracket for Deluxe (D) Display	Y	N
KAEBRK		Wall Mounting Bracket for Economy (E) Display	N	Y
KADCB05		Signal cable, extension, 5 meters, for Deluxe (D) Display	Y	N
KADCB10		Signal cable, extension, 10 meters, for Deluxe (D) Display	Y	N
KADBOX		Signal cable extender (joiner) box, for Deluxe (D) Display	Y	N
KAOPTC		IR Optical to USB Data Cable	Y	Y
KA602KIT		Kit to connect legacy Cooling (MC) and Heat/Cool (MK) meters to a new generation calculator	Y	N
KADKCAL		Replacement calculator for Deluxe (KDKxxx) and legacy (MK with KA602KIT) Heat/Cool meters	Y	N
KADFCAL		Replacement calculator for Deluxe (KDFxxx) Flow meters	Y	N
KADCCAL		Replacement calculator for Deluxe (KDCxxx) and legacy (MC with KA602KIT) Cooling meters	Y	N
KADHCAL		Replacement calculator for Deluxe (KDHxxx) and legacy (MH) Heating meters	Y	N

* Can be used with one communication module only.
** Can be used with one Mbus communication module or without communication module only.

Notes Page

Pressure Transmitters

SpaceLogic Sensors
Pressure - Dry Differential Analog
EP Series Bluetooth® Enabled

EP Series, Bluetooth Enabled

The SpaceLogic EP Series pressure sensors can measure either air pressure or velocity with the flip of a switch. The EP is available in three installation configurations: duct, panel or universal. Duct and panel models have two pressure and velocity options: 0-1 in. WC/ 0-3,000 ft/min or 1-10 in. WC / 3,000-6,000 ft/min with four field-selectable sub-ranges. The universal model comes in one pressure/velocity range: 0-10 in. WC / 0-7,000 ft/min with seven field-selectable sub-ranges for pressure and eight for velocity. All variants are available with and without display. The EP has an IP65/NEMA 4 environmental rating and a 5-year limited warranty.

The Veris Sensors App provides the ability to connect to a device and configure a variety of field-selectable parameters remotely from a smartphone via Bluetooth wireless technology. The app allows users to create and store commonly used parameters that will reduce commissioning time and provide assurance that all parameters are properly configured with no call backs. The app can also create a trend log while connected, providing critical data for troubleshooting purposes. iOS® users can download the app through the iOS App Store on their smart device. Android users can download the app through the Google Play™ store.

Specifications

Input power	Three-wire Volt mode: 24 Vac ±20% or 12-30 Vdc*, Two-wire mA mode: 12-30 Vdc*
Output power	Field-selectable: 2-wire, loop-powered 4-20 mA Minimum input voltage for 4-20 mA operation: 250 Ω loop = 12 Vdc; 500 Ω loop = 19 Vdc (DC only, clipped and capped), 24 Vac/dc or 3-wire 0-5V/0-10 Minimum load resistance for Volt operation: 5 kΩ
Pressure Mode Accuracy	±1% FS (combined linearity and hysteresis)
Velocity Mode Accuracy	±90 ft/min (±0.45 m/s) plus 5% of measured value**
Range 1 Selectable Subranges	Pressure mode: Unidirectional: 0.1/0.25/0.5/1 in. WC, switch selectable Bidirectional: ±0.1/±0.25/±0.5/±1 in. WC, switch selectable Unidirectional: 25/50/100/250 Pa, switch selectable Bidirectional: ±25/±50/±100/±250 Pa, switch selectable Velocity mode: 500/1,000/2,000/3,000 ft/min, 2.5/5/10/15 m/s
Range 2 Selectable Subranges	Pressure mode: Unidirectional: 1.0/2.5/5/10 in. WC, switch selectable Bidirectional: ±1.0/±2.5/±5/±10 in. WC, switch selectable Unidirectional: 250/500/1,000/2,500 Pa, switch selectable Bidirectional: ±250/±500/±1,000/±2,500 Pa, switch selectable Velocity mode: 3,000/4,000/5,000/6,000 ft/min, 15/20/25/30 m/s
Range 5 Selectable Subranges	Pressure mode: Unidirectional: 0.1/0.25/0.5/1/2.5/5/10 in. WC, switch selectable Bidirectional: ±0.1/±0.25/±0.5/±1/±2.5/±5/±10 in. WC, switch selectable Unidirectional: 25/50/100/250/500/1,000/2,500 Pa, switch selectable Bidirectional: ±25/±50/±100/±250/±500/±1,000/±2,500 Pa, switch selectable Velocity mode: 500/1,000/2,000/3,000/4,000/5,000/6,000/7,000 ft/min, 2.5/5/10/15/20/25/30/35 m/s

* Class 2/II power source.
** For measured values between 200 and 7,000 ft/min (1 and 35 m/s).

Note: See product datasheet for full list of specifications.

The Bluetooth word mark and logos are registered trademarks owned by Bluetooth SIG, Inc. and any use of such marks is under license by Schneider Electric.

SpaceLogic Sensors
Pressure - Dry Differential Analog
EP Series Bluetooth® Enabled (cont.)

Available Products

	Enclosure	Accuracy	Range	Local Display	Wireless Technology
EP	☐	30	☐	☐	☐
	D = Duct P = Panel	30 = 1%	1 = Pressure: 0 to 1 in. WC, 0 to 250 Pa Velocity: 0 to 3,000 ft/min, 0 to 15 m/s 2 = Pressure: 1 to 10 in. WC, 250 to 2,500 Pa Velocity: 3,000 to 6,000 ft/min, 15 to 30 m/s	Blank = No display LCD = LCD display	Blank = Wireless technology enabled model

	Enclosure	Accuracy	Range	Local Display	Calibration Cert.*	Wireless Technology
EP	U	30	5	☐	☐	☐
	U = Universal	30 = 1%	5 = Pressure: 0 to 10 in. WC, 0 to 2,500 Pa Velocity: 0 to 7,000 ft/min, 0 to 35 m/s	Blank = No display LCD = LCD display	Blank = No certificate of calibration C = Certificate of calibration	Blank = Wireless technology enabled model

*Calibration certificates only available with Universal models.

Accessories

For velocity applications, use the VFXP Series air velocity/measurement probe or AA18, AA19 or AA20 velocity pitot tubes. For use with the EPP (panel) and EPU (universal) models in Velocity mode only. Sold separately.

Part number	Description
VFXP06	Air velocity measurement probe, 6 in. (15.24 cm) probe length
VFXP08	Air velocity measurement probe, 8 in. (20.32 cm) probe length
VFXP10	Air velocity measurement probe, 10 in. (25.40 cm) probe length
VFXP12	Air velocity measurement probe, 12 in. (30.48 cm) probe length
VFXP14	Air velocity measurement probe, 14 in. (35.56 cm) probe length

Part number	Description
AA18	Air velocitypitot tube, 8-5/8 in. (20.32 cm) probe length, 5/16 in. (0.79 cm) diameter
AA19	Air velocity pitot tube, 12-5/8 in. (30.48 cm) probe length, 5/16 in. (0.79 cm) diameter
AA20	Air velocity pitot tube, 18-5/8 in. (45.72 cm) probe length, 5/16 in. (0.79 cm) diameter

SpaceLogic Sensors
Pressure - Dry Differential Analog
EP Series

EP Series

The SpaceLogic EP Series pressure sensors can measure either air pressure or velocity with the flip of a switch. The EP is available in three installation configurations: duct, panel or universal. Duct and panel models have two pressure and velocity options: 0-1 in. WC/ 0-3,000 ft/min or 1-10 in. WC / 3,000-6,000 ft/min with four field-selectable sub-ranges. The universal model comes in one pressure/velocity range: 0-10 in. WC / 0-7,000 ft/min with seven field-selectable sub-ranges for pressure and eight for velocity. All variants are available with and without display. The EP has an IP65/NEMA 4 environmental rating and a 5-year limited warranty.

Specifications

Input power	Three-wire Volt mode: 24 Vac ±20% or 12-30 Vdc*, Two-wire mA mode: 12-30 Vdc*
Output power	Field-selectable: 2-wire, loop-powered 4-20 mA Minimum input voltage for 4-20 mA operation: 250 Ω loop = 12 Vdc; 500 Ω loop = 19 Vdc (DC only, clipped and capped), 24 Vac/dc or 3-wire 0-5V/0-10 Minimum load resistance for Volt operation: 5 kΩ
Pressure Mode Accuracy	±1% FS (combined linearity and hysteresis)
Velocity Mode Accuracy	±90 ft/min (±0.45 m/s) plus 5% of measured value**
Range 1 Selectable Subranges	Pressure mode: Unidirectional: 0.1/0.25/0.5/1 in. WC, switch selectable Bidirectional: ±0.1/±0.25/±0.5/±1 in. WC, switch selectable Unidirectional: 25/50/100/250 Pa, switch selectable Bidirectional: ±25/±50/±100/±250 Pa, switch selectable Velocity mode: 500/1,000/2,000/3,000 ft/min, 2.5/5/10/15 m/s
Range 2 Selectable Subranges	Pressure mode: Unidirectional: 1.0/2.5/5/10 in. WC, switch selectable Bidirectional: ±1.0/±2.5/±5/±10 in. WC, switch selectable Unidirectional: 250/500/1,000/2,500 Pa, switch selectable Bidirectional: ±250/±500/±1,000/±2,500 Pa, switch selectable Velocity mode: 3,000/4,000/5,000/6,000 ft/min, 15/20/25/30 m/s
Range 5 Selectable Subranges	Pressure mode: Unidirectional: 0.1/0.25/0.5/1/2.5/5/10 in. WC, switch selectable Bidirectional: ±0.1/±0.25/±0.5/±1/±2.5/±5/±10 in. WC, switch selectable Unidirectional: 25/50/100/250/500/1,000/2,500 Pa, switch selectable Bidirectional: ±25/±50/±100/±250/±500/±1,000/±2,500 Pa, switch selectable Velocity mode: 500/1,000/2,000/3,000/4,000/5,000/6,000/7,000 ft/min, 2.5/5/10/15/20/25/30/35 m/s

* Class 2/II power source.
** For measured values between 200 and 7,000 ft/min (1 and 35 m/s).

Note: See product datasheet for full list of specifications.

SpaceLogic Sensors
Pressure - Dry Differential Analog
EP Series (cont.)

Available Products

	Enclosure	Accuracy	Range	Local Display	Wireless Technology
EP	☐	30	☐	☐	S
	D = Duct P = Panel	30 = 1%	1 = Pressure: 0 to 1 in. WC, 0 to 250 Pa Velocity: 0 to 3,000 ft/min, 0 to 15 m/s 2 = Pressure: 1 to 10 in. WC, 250 to 2,500 Pa Velocity: 3,000 to 6,000 ft/min, 15 to 30 m/s	Blank = No Display LCD = LCD Display	S = Standard, No Wireless Technology

	Enclosure	Accuracy	Range	Local Display	Wireless Technology
EP	U	30	5	☐	S
	U = Universal	30 = 1%	5 = Pressure: 0 to 10 in. WC, 0 to 2,500 Pa Velocity: 0 to 7,000 ft/min, 0 to 35 m/s	Blank = No Display LCD = LCD Display	S = Standard, No Wireless Technology

Accessories

For velocity applications, use the VFXP Series air velocity/measurement probe or AA18, AA19 or AA20 velocity pitot tubes. For use with the EPP (panel) and EPU (universal) models in Velocity mode only. Sold separately.

Part number	Description
VFXP06	Air velocity measurement probe, 6 in. (15.24 cm) probe length
VFXP08	Air velocity measurement probe, 8 in. (20.32 cm) probe length
VFXP10	Air velocity measurement probe, 10 in. (25.40 cm) probe length
VFXP12	Air velocity measurement probe, 12 in. (30.48 cm) probe length
VFXP14	Air velocity measurement probe, 14 in. (35.56 cm) probe length

Part number	Description
AA18	Air velocitypitot tube, 8-5/8 in. (20.32 cm) probe length, 5/16 in. (0.79 cm) diameter
AA19	Air velocity pitot tube, 12-5/8 in. (30.48 cm) probe length, 5/16 in. (0.79 cm) diameter
AA20	Air velocity pitot tube, 18-5/8 in. (45.72 cm) probe length, 5/16 in. (0.79 cm) diameter

SPP110
Pressure Transmitters

SPP110

SPP110 pressure transmitters are intended for use in HVAC pipe systems to monitor pressure. The SPP110 is an electronic pressure transmitter that converts the measured pressure into an electric 0 … 10 Vdc signal. The SPP110 is delivered with 2 m (6.56 ft) cable and a G1/2 in. adapter nut.

Medium: any medium suitable for stainless steel.

Calibration certificates: See Appendix B

Specifications

Output	3-wire, 0 … 10 Vdc
Ranges (kPa)	0 … 100, 0 … 250, 0 … 600, 0 … 1000, 0 … 1600, 0 … 2500, 0 … 4000
Accuracy	
Total of linearity, hysteresis and repeatability	±0.5% FS
Zero point residual voltage	< 50 mV
Supply	24 Vac/15 … 36 Vdc

Note: See product datasheet for full list of specifications.

Part number	Model number	Description
004702020	SPP110-100kPa	Wet Media Pressure Transmitter 0 … 100 kPa
004702040	SPP110-250kPa	Wet Media Pressure Transmitter 0 … 250 kPa
004702060	SPP110-600kPa	Wet Media Pressure Transmitter 0 … 600 kPa
004702080	SPP110-1000kPa	Wet Media Pressure Transmitter 0 … 1100 kPa
004702100	SPP110-1600kPa	Wet Media Pressure Transmitter 0 … 1600 kPa
004702120	SPP110-2500kPa	Wet Media Pressure Transmitter 0 … 2500 kPa
004702140	SPP110-4000kPa	Wet Media Pressure Transmitter 0 … 4000 kPa

SPW100
Differential Wet Pressure Transmitters

SPW100

SPW differential wet pressure sensors utilise well proven ceramic technology. They have a low sensitivity to change in temperature and a high resistance to extreme temperatures.

Supplied with female plug type connector and rubber seal to provide IP65 protection when fitted and screwed.

Available both without display (models SPW1xx) and with display (models SPW1xx-D).

Calibration certificates: See Appendix B

Specifications

Output	3-wire, 0 … 10 Vdc
Ranges (bar)	0 … 0.5, 0 … 1.0, 0 … 1.6, 0 … 2.5, 0 … 4.0, 0 … 6.0, 0 … 10 or 0 … 16.0.
Total of linearity, hysteresis and repeatability	Max. ±1.25% FS
Medium	Liquids and neutral gases
Supply	24 Vac (±15%)/18 … 33 Vdc
Mounting	Metal bracket and screws provided.

Note: See product datasheet for full list of specifications.

Part number	Model number	Description
6552047000	SPW100	Differential Pressure Transmitter 0 … 0.5 bar
6552059000	SPW100-D	Differential Pressure Transmitter 0 … 0.5 bar with Display
6552048000	SPW102	Differential Pressure Transmitter 0 … 1 bar
6552060000	SPW102-D	Differential Pressure Transmitter 0 … 1 bar with Display
6552049000	SPW104	Differential Pressure Transmitter 0 … 1.6 bar
6552061000	SPW104-D	Differential Pressure Transmitter 0 … 1.6 bar with Display
6552050000	SPW106	Differential Pressure Transmitter 0 … 2.5 bar
6552062000	SPW106-D	Differential Pressure Transmitter 0 … 2.5 bar with Display
6552051000	SPW108	Differential Pressure Transmitter 0 … 4 bar
6552063000	SPW108-D	Differential Pressure Transmitter 0 … 4 bar with Display
6552052000	SPW110	Differential Pressure Transmitter 0 … 6 bar
6552064000	SPW110-D	Differential Pressure Transmitter 0 … 6 bar with Display
6552053000	SPW112	Differential Pressure Transmitter 0 … 10 bar
6552065000	SPW112-D	Differential Pressure Transmitter 0 … 10 bar with Display
6552054000	SPW114	Differential Pressure Transmitter 0 … 16 bar

SPP920
Differential Pressure Switches

SPP920

SPP920 differential pressure switches are suitable for use with neutral and slightly aggressive liquids and gases.

Rugged construction with a high overpressure safety margin at both pressure connections of 10 bar (mbar models) and 20 bar (bar models).

They provide switching over a pressure range of 6 mbar through to 5.5 bar and are suitable for flow monitoring in heating or cooling applications and level monitoring.

Calibration certificates: See Appendix B

Specifications

Ranges	6 … 20, 15 … 60 or 40 … 200 mbar, 0.15 … 1, 1 … 3 or 2 … 5.5 bar
Nominal voltage	250 Vac
Nominal current	1 A (resistive), 0.5 A (inductive)
Contact material	AgCdO
Contact type	SPDT (changeover)
Service life	Mechanically 10^6 switching cycles
Protection class	IP65
Electrical connection	Screw terminals
Cable gland	PG9
Repeatability	±0.8 mbar (min.)
Membrane	EPDM

Note: See product datasheet for full list of specifications.

Part number	Model number	Description
004701100	SPP920-020	Differential Pressure Switch 6 … 20 mbar
004701110	SPP920-060	Differential Pressure Switch 15 … 60 mbar
004701120	SPP920-200	Differential Pressure Switch 40 … 200 mbar
004701130	SPP920-1000	Differential Pressure Switch 0.15 … 1 bar
004701140	SPP920-3000	Differential Pressure Switch 1 … 3 bar
004701150	SPP920-5500	Differential Pressure Switch 2 … 5.5 bar

Note that this is a Huba differential pressure switch Type 630. Class III product and technical support will be provided by Huba. Click link www.hubacontrol.com

SPP930
Relative Pressure Switches

SPP930

SPP930 relative pressure switches are suitable for the monitoring of both liquid and neutral gases in a variety of applications, including HVAC, manufacturing and process control.

Available in 2 models to cover a range from 120 … 6000 mbar with high precision. The pressure diaphragm is made from EPDM material, with adjustable upper and lower switching points.

The pressure chamber itself is made of brass material with a single G¼ thread pressure connection, making it suitable for installation in any orientation.

Calibration certificates: See Appendix B

Specifications

Ranges (mbar)	120 … 2200 or 1000 … 6000
Nominal voltage	250 Vac
Nominal current	6 A (resistive), 3 A (inductive)
Contact material	AgCdO
Contact type	SPDT (changeover)
Service life	Mechanically 10^6 switching cycles
Protection class	IP54
Electrical connection	Screw terminals
Cable gland	PG11

Note: See product datasheet for full list of specifications.

Part number	Model number	Description
004701160	SPP930-2200	Relative Pressure Switch 120 … 2200 mbar
004701170	SPP930-6000	Relative Pressure Switch 1000 … 6000 mbar

Note that this is a Huba relative pressure switch Type 625. Class III product and technical support will be provided by Huba. Click link www.hubacontrol.com

SPD910
Pressure Switches

SPD910

SPD910 is a relative and differential pressure switch suitable for use with air and neutral gases, for the monitoring of air ducts, filters and fans within ventilation systems.

Available in 4 models to cover a range from 20 … 2000 Pa with high adjustment accuracy. Each model has an adjustable dial with clearly marked individual scale for easy adjustment of the swtiching set-point.

Supplied complete with 2 m (6.56 ft.) clear tubing plus 2 plastic pipe duct connectors and screws.

Calibration certificates: See Appendix B

Specifications

Ranges (Pa)	20 … 300, 50 … 500, 100 … 1000 or 500 … 2000
Nominal voltage	250 Vac
Nominal current	5 A (resistive), 1.2 A (inductive)
Contact material	Multi-layer gold plated
Contact type	SPDT (changeover)
Service life	Mechanically > 10^6 switching cycles>
Protection class	IP54
Electrical connection	Screw terminals
Cable gland	PG11

Note: See product datasheet for full list of specifications.

Part number	Model number	Description
004701060	SPD910-300Pa	Differential Air Pressure Switch 20 … 300 Pa
004701070	SPD910-500Pa	Differential Air Pressure Switch 50 … 500 Pa
004701080	SPD910-1000Pa	Differential Air Pressure Switch 100 … 1000 Pa
004701090	SPD910-2000Pa	Differential Air Pressure Switch 500 … 2000 Pa

Current Monitoring

Current Switches



The Schneider Electric range of current switches delivers high performance, reliable current monitoring for applications including fan status, belt loss, and most Variable Speed Drive (VSD) applications. Current switches detect changes in a conductor's current/amperage and provide a digital output to Building Management System (BMS) controllers. The current switches are available in solid-core versions for new projects and split-core versions to accommodate retrofits.

Specifications

Sensor power	Induced from monitored conductor
Frequency	50/60 Hz
Hysteresis	10% of set-point (typical)
Off state resistance	Open switch represents 1+ MΩ
On state resistance	Closed switch represents <200 mΩ
Agency approvals	CE: EN61010-1
Installation category	Cat. III, pollution degree 2

Note: See product datasheet for full list of specifications.

Solid-Core

Part number	Model number	Current/ Amperage range	Output ratings	Set-point
3240100000	H708-S6	1 … 135 A continuous	N.O. 1.0 A @ 30 Vac/dc, not polarity sensitive	Adjustable
3240101000	H709HV-S6	1 … 135 A continuous	N.O. 1.0 A @ 250 Vac, not polarity sensitive	Adjustable
3240106000	H800-S6	0.25 … 200 A continuous	N.O. 1.0 A @ 30 Vac/dc, not polarity sensitive	Fixed (0.25 A or less)

Split-Core

Part number	Model number	Current/ Amperage range	Output ratings	Set-point
3240102000	H308-S6	0.75 … 50 A continuous	N.O. 1.0 A @ 30 Vac/dc, not polarity sensitive	Adjustable
3240103000	H608-S6	0.5 … 175 A continuous	N.O. 1.0 A @ 30 Vac/dc, not polarity sensitive	Adjustable
3240104000	H908-S6	2.5 … 135 A continuous	N.O. 1.0 A @ 30 Vac/dc, not polarity sensitive	Adjustable
3240105000	H909HV-S6	2.5 … 135 A continuous	N.O. 1.0 A @ 250 Vac, not polarity sensitive	Adjustable
3240108000	H300-S6	0.15 … 60 A continuous	N.O. 1.0 A @ 30 Vac/dc, not polarity sensitive	Fixed (0.15 A or less)
3240109000	H600-S6	0.15 … 200 A continuous	N.O. 1.0 A @ 30 Vac/dc, not polarity sensitive	Fixed (0.15 A or less)
3240110000	H900-S6	1.5 … 200 A continuous	N.O. 1.0 A @ 30 Vac/dc, not polarity sensitive	Fixed (1.5 A or less)

Accessories

Part number	Model number	Description
3240301000	AH01-S6	DIN rail adapter for H6/7/8/9xx-S6
3240302000	AH27-S6	DIN rail adapter for H3xx-S6

H11D-S6
Current Switches

H11D-S6

The Schneider Electric H11D-S6 is an over-current and under-current switch intended for use with HVAC systems (i.e., fans or blowers). When the H11D-S6 is unpowered, the status output contacts are open. When the device is powered, the contacts close and remain closed during normal operation. The H11D-S6 learns the nominal amperage in the conductor, then monitors for amperage changes outside the range chosen using the slide switch. If the amperage goes out of the established range, the contacts open, raising an alarm in the system controller.

This alarm state persists until the amperage comes back to within range (5% of learned nominal rate below the upper trip limit or 5% of learned nominal rate above the lower trip limit of the learned nominal conditions) and remains within range for 30 seconds to ensure that the system has truly returned to normal operation. If load conditions change, use the reset button to send the H11D-S6 back into learning mode.

Specifications

Sensor power	Induced by monitored conductor
Amperage range	60 Hz: 2.5 … 200 A Max. 50 Hz: 3.0 … 200 A Max.
Sensor output rating	N.O. 1.0 A@30 Vac/dc; not polarity sensitive
LCD backlight	Off at low currents; illuminates when monitored current exceeds 4.5 A; flashes during an alarm state while current remains above 4.5 A
Response Time	1 sec.
Insulation class	300 Vac RMS, insulated conductors only
Frequency	50/60 Hz
On-state resistance	≤1.0 Ω
Off-state resistance	≥1.0 MΩ
Accuracy	±2% FS
Set-point target range, Switch Setting A	±40% of learned nominal current; Max. learned current of 142 A to enable an upper trip limit at or below 200 A
Set-point Target Range, Switch Setting B	±60% of learned nominal current; Max. learned current of 125 A to enable an upper trip limit at or below 200 A
Switch Setting C	On/Off Status; contacts are closed while amperage is above 2.5 A
Alarm Reset Range	±5% of learned nominal current
Set-point Calibration Learn Period	30 sec.; self-learning, pushbutton reset
Normal-to-Alarm Output Delay	1 sec. maximum
Alarm-to-Normal Output Delay	30 sec. nominal
Agency approvals	CE: EN61010-1
Installation category	Cat. III, pollution degree 2

Note: See product datasheet for full list of specifications.

Part number	Model number
3240111000	H11D-S6

H614-S6
Current Switches

H614-S6

The Schneider Electric H614-S6 is a current-sensitive switching device designed for use with variable speed drive (VSD) systems. It is equipped with an auto-calibration feature that allows the device to distinguish between a reduced current/amp draw due to normal changes in frequency and an abnormal drop due to belt loss or other mechanical failures.

The H614-S6 is designed for HVAC fan and blower systems, as well as some pumping systems involving consistent viscosity liquids. If an H614-S6 is installed on one phase of the VSD, it detects changes in that phase that result from the VSD compensating for changes elsewhere in the system. Alternatively, for increased sensitivity, an H614-S6 can be used on all three phases for immediate detection of amperage changes anywhere in the system.

A change from the normal amperage and frequency profile in the monitored conductor will cause the resistance of the FET status output to change state, similar to the action of a mechanical switch. The status output is suitable for connection to building controllers or other appropriate data acquisition equipment operating at up to 30 volts. The H614-S6 requires no external power supply to generate its output.

Performance of the H614-S6 can be optimized through an optional step. When the H614-S6 is first powered and is in Learn Mode, manually cycle through each 5 Hz frequency band, allowing the VSD to remain at each band for 15 seconds.

Specifications

Sensor power	Induced from monitored conductor
Amperage range	1.5 … 150 A Continuous
Sensor output rating	N.O. 1.0 A@30 Vac/dc
Response time	1 sec.
Insulation class	300 Vac RMS, insulated conductors only
Frequency	12 … 115 Hz
Alarm limits	±20% of learned current in every 5 Hz freq. band
Normal-to-Alarm status output delay	5 sec. max.
Alarm-to-Normal status output delay	1 sec. nominal
Off Delay	<30 sec (nominal)
Agency approvals	CE: EN61010-1
Installation category	Cat. III, pollution degree 2

Note: See product datasheet for full list of specifications.

Part number	Model number
3240112000	H614-S6

Current Transducers

The Schneider Electric range of current transducers delivers high performance, reliable current monitoring for applications including fan status, belt loss, and most Variable Speed Drive (VSD) applications. Current transducers detect changes in a conductor's current/amperage and provide an analog output to Building Management System (BMS) controllers. The current transducers are available in solid-core versions for new projects and split-core versions to accommodate retrofits.

Specifications

Response Time	2 sec.
Frequency	50/60 Hz
Accuracy	±2% FS from 10 … 100% of selected range
Agency approvals	CE: EN61010-1
Installation category	Cat. III, pollution degree 2

Note: See product datasheet for full list of specifications.

Solid-Core

Part number	Model number	Power	Amperage range	Output
3240201000	H721LC-S6	30 mA (Max.) @12 … 30 Vdc	0 … 10/20/40 A (selectable)	4 … 20 mA
3240202000	H721HC-S6	30 mA (Max.) @12 … 30 Vdc	0 … 50/100/200 A (selectable)	4 … 20 mA
3240204000	H722LC-S6	Induced from monitored conductor	0 … 10/20/40 A (selectable)	0 … 5 Vdc
3240205000	H722HC-S6	Induced from monitored conductor	0 … 50/100/200 A (selectable)	0 … 5 Vdc
3240212000	H822-S6	Induced from monitored conductor	0 … 10 A	0 … 5 Vdc
3240213000	H822-20-S6	Induced from monitored conductor	0 … 20 A	0 … 5 Vdc
3240206000	H723LC-S6	Induced from monitored conductor	0 … 10/20/40 A (selectable)	0 … 10 Vdc
3240207000	H723HC-S6	Induced from monitored conductor	0 … 50/100/200 A (selectable)	0 … 10 Vdc

Split-Core

Part number	Model number	Current/ amperage range	Output ratings	Set-point
3240203000	H921-S6	30 mA (Max.) @12 … 30 Vdc	0 … 30/60/120 A (selectable)	4 … 20 mA
3240210000	H221-S6	30 mA (Max.) @12 … 30 Vdc	0 … 100 A to 0 … 300 A (adjustable)	4 … 20 mA
3240211000	H321-S6	30 mA (Max.) @12 … 30 Vdc	0 … 300 A to 0 … 800 A (adjustable)	4 … 20 mA
3240208000	H922-S6	Powered from conductor	0 … 30/60/120 A (selectable)	0 … 5 Vdc
3240209000	H923-S6	Powered from conductor	0 … 20/100/150 A (selectable)	0 … 10 Vdc

Notes Page

Smoke Detectors

UG-3 Series
Duct Smoke Detectors

The Uniguard smoke detector from Calectro has been developed to detect smoke in ventilation ducts and consists of an optical smoke detector, mounted in an adapter system where both tube and housing are specially designed for optimum airflow through the smoke detector.

Fan assisted variant also available, along with a range of options such as covers, various lengths of venturi pipes and control units.

Part number	Model number	Description
6553034000	UG-3-A4O	Duct Smoke Detector Optical, 24 Vac/dc
6553036000	UG-3-A5O	Duct Smoke Detector Optical, 230 Vac
6553028000	UG-3-O	Duct Smoke Detector Optical
6553038000	UG-3-O-F	Duct Smoke Detector Optical with Fan Pipe

*Venturi pipe for the UG duct smoke detector to be ordered separately.

Accessories for Duct Smoke Detectors

Part number	Model number	Description
6553039000	UG-COVER	Protective Cover
6553049000	UG-MB	Mounting Bracket
9814000388	VR-0.6M	0.6 m Venturi Pipe
6553065000	VR-1.5M	1.5 m Venturi Pipe
6553066001*	ST-EXTEND	2.8 m Venturi Pipe
6553066002	HFU204	Rubber Gasket for 2.8 m Venturi Pipe
9814000311	VRF-2.8M	Integrated Fan for 2.8 m Venturi Pipe

*Part number 6553066002 (rubber gasket) must be ordered with 6553066001 (2.8 m Venturi pipe).
Technical documentation from www.Calectro.com

EVC/NS/ABAV Series
Living Space

The Calectro optical smoke detector can be used for both ventilation ducts and ceiling mount installations. The design of the detector makes it almost completely immune to high air speeds, dirt and radio frequency interference.

The detector is equipped with a bayonet mount, which makes it easy to fit and remove, either from the UB-6 ceiling terminal base or the Uniguard duct mounted housing of the UG-3 detector.

Part number	Model number	Description
6553014000	EVC-PY-DA	Optical Smoke Detector (including base UB-6)
6553041000	EVC-PY-DA/I	Optical Smoke Detector (detector head only)
6553048000	UB-6	Smoke Detector Terminal Base

Technical documentation from www.Calectro.com

Control Units for Smoke Detectors

These controllers are designed for DIN rail mounting. Relays operate on an active smoke alarm that can be used to stop ventilation fans and close fire dampers. Front LEDs provide local status including a service indication showing a need for sensor replacement.

Part number	Model number	Description
6553006000	ABAV-S3 24V	Control Unit 24 Vac/dc For use with EVC-PY-DA
6553007000	ABAV-S3 230V	Control Unit 230 Vac For use with EVC-PY-DA

Technical documentation from www.Calectro.com

PIR and CLA Series
Living Space

Occupancy Sensors

These motion sensors are primarily intended for use within ventilation and lighting control. By detecting activity in rooms, it is possible to control ventilation and lighting only when actually required, thus saving energy.

The PIR-TF-25-360 motion sensor has a lens which provides 360° coverage to ensure reliable motion detection.

The PIR-TFT-550-B provides a detection angle of 110° and can be installed on either ceiling or wall.

Part number	Model number	Description
6553055000	PIR-TF-25-360	Occupancy Sensor Ceiling 360°
6553070000	PIR-TFT-550-B	Occupancy Sensor Ceiling/Wall 110°

Technical documentation from www.Calectro.com

Leakage Detection

For the monitoring of electrically conductive fluid leakage, such as water. Typical application within computer centres, archives, lofts or floor/ceiling structures.

The control unit measures the resistance in the sensor tape (CLA-ST) which consists of two conductors woven into a textile strip. The resistance changes when water comes into contact with the textile strip and the CLA activates an alarm.

Part number	Model number	Description
6554001000	CLA-24/230V	Leakage Alarm Control Unit
6559501000	CLA-ST	Leakage Alarm Tape

Technical documentation from www.Calectro.com

Light Transmitters

SLR320
Living Space

SLR320

The SLR320 electronic light transmitter converts a lux measurement into a 0 … 10 Vdc output signal or an electric current signal 4 … 20 mA. It has two sensitivity ranges to suit different light levels:

- 0 … 400 lux (for controlling outdoor lighting)
- 0 … 20k lux (for controlling sunshade systems)

The transmitter is delivered as a complete unit, comprising the sensing element, and an amplifier mounted in a housing. The transmitter is intended for wall mounting indoors. The sensitivity peak is for light at an angle of incidence of 0° to the perpendicular. The sensor has the same spectrum sensitivity peak as the human eye.

The SLR320 converts a lux measurement into a current signal 4 … 20 mA or an electric signal 0 … 10 Vdc; selectable by a link located on the PCB.

Specifications

SLR320 – current mode	
Output	2-wire, 4 … 20 mA
Range	Selectable, 0 … 400 lux, 0 … 20,000 lux
Accuracy	±5%
Supply	15 … 36 Vdc
SLR320 – voltage mode	
Output	3-wire, 0 … 10 Vdc
Range	Selectable, 0 … 400 lux, 0 … 20,000 lux
Accuracy	±5%
Supply	24 Vac/15 … 36 Vdc

Note: See product datasheet for full list of specifications.

Part number	Model number	Description
006920630	SLR320	Living Space Light Sensor

SLO320
Outdoor Electronic Light Transmitter

SLO320

The SLO320 electronic light transmitter converts a lux measurement into an electric current (4 … 20 mA) or voltage (0 … 10 Vdc) signal. They have two sensitivity ranges to suit different light levels:

- 0 … 500 lux (for controlling outdoor lighting)
- 0 … 20k lux (for controlling sunshade systems)

The transmitter is delivered as a complete unit, comprising the sensing element and an amplifier mounted in a housing. The transmitter is intended for wall mounting. The sensitivity peak is for light at an angle of incidence of 0° to the perpendicular.

The sensor has the same spectrum sensitivity peak as the human eye. The SLO320 is an electronic light transmitter that converts a lux measurement into a current signal 4 … 20 mA or an electric signal 0 … 10 Vdc selectable by a link located on the PCB.

Specifications

SLO320 – current mode	
Output	2-wire, 4 … 20 mA
Range	Selectable, 0 … 500 lux, 0 … 20,000 lux
Accuracy	±5%
Supply	15 … 36 Vdc
SLO320 – voltage mode	
Output	3-wire, 0 … 10 Vdc
Range	Selectable, 0 … 500 lux, 0 … 20,000 lux
Accuracy	±5%
Supply	15 … 36 Vdc

Note: See product datasheet for full list of specifications.

Part number	Model number	Description
006920640	SLO320	Outdoor Light Sensor

Notes Page

Legacy Products

SpaceLogic Sensors
Duct Temperature Sensors
STD100, 200, 660

Note: These products are subject to a withdrawal plan. Some are part of a maintenance and service plan. For details, please contact your local sales team.

STD100 & 200

STD 100 and 200 temperature sensors are intended for air duct mounting. The STD housing is equipped with a Ø 20 mm (0.79 in.) cut-out for the cable, a 20 mm (0.79 in.) conduit gland nut and a mounting flange.

Accuracy: See Appendix A, tables A & B
Calibration certificates: See Appendix B
Thermistor table: See Appendix C, table A

Part number	Model number	Description	Probe length	System
5123002010	STD100-50	Duct Temperature Sensor	50 mm (1.97 in.)	TAC Vista, TAC Xenta
5123004010	STD100-100	Duct Temperature Sensor	100 mm (3.94 in.)	TAC Vista, TAC Xenta
5123006010	STD100-150	Duct Temperature Sensor	150 mm (5.91 in.)	TAC Vista, TAC Xenta
5123008010	STD100-200	Duct Temperature Sensor	200 mm (7.87 in.)	TAC Vista, TAC Xenta
5123010010	STD100-250	Duct Temperature Sensor	250 mm (9.84 in.)	TAC Vista, TAC Xenta
5123012010	STD100-300	Duct Temperature Sensor	300 mm (11.81 in.)	TAC Vista, TAC Xenta
5123014010	STD100-400	Duct Temperature Sensor	400 mm (15.75 in.)	TAC Vista, TAC Xenta
5123030010	STD200-50	Duct Temperature Sensor	50 mm (1.97 in.)	TAC I/NET
5123032010	STD200-100	Duct Temperature Sensor	100 mm (3.94 in.)	TAC I/NET
5123034010	STD200-150	Duct Temperature Sensor	150 mm (5.91 in.)	TAC I/NET
5123036010	STD200-200	Duct Temperature Sensor	200 mm (7.87 in.)	TAC I/NET
5123038010	STD200-250	Duct Temperature Sensor	250 mm (9.84 in.)	TAC I/NET
5123040010	STD200-300	Duct Temperature Sensor	300 mm (11.81 in.)	TAC I/NET
5123042010	STD200-400	Duct Temperature Sensor	400 mm (15.75 in.)	TAC I/NET



STD660

The STD660 temperature sensor is intended for air duct mounting, and has a telescopic probe extendable from 100 … 300 mm (3.94 … 11.81 in.). The STD660 housing is equipped with a Ø 20 mm (0.79 in.) cut-out for the cable. A 20 mm (0.79 in.) conduit gland nut and a mounting flange are supplied with the product.

Accuracy: See Appendix A, table F
Calibration certificates: See Appendix B
Thermistor table: See Appendix C, table A

Part number	Model number	Description	Probe length	System
5126030000	STD660	Telescopic Duct Temp. Sensor	100 … 300 mm (3.94 … 11.81 in.)	Satchwell

SpaceLogic Sensors
Duct Temperature Sensors
STD150, 670

Note: These products are subject to a withdrawal plan. Some are part of a maintenance and service plan. For details, please contact your local sales team.

STD150

The STD150 is intended for measuring air temperature in fan coil applications or exhaust ducts.

The sensors, which are made of stainless steel, are delivered with a 2 m (6.5 ft.) cable, PVC sheathed overall. Mounting details such as screw and clamp are included with the product.

Accuracy: See Appendix A, table A
Calibration certificates: See Appendix B
Thermistor table: See Appendix C, table A

Part number	Model number	Description	System
5123058000	STD150	Duct Temperature Sensor	TAC Vista TAC Xenta

STD670

The STD670 temperature sensor is intended for air duct mounting. The STD670 has 1.5 m flying leads.

Accuracy: See Appendix A, table F
Calibration certificates: See Appendix B
Thermistor table: See Appendix C, table A

Part number	Model number	Description	System
5126040000	STD670	Duct Temperature Sensor	Satchwell

SpaceLogic Sensors
Duct Averaging Temperature Transmitters
STD190, 290

Note: These products are subject to a withdrawal plan. Some are part of a maintenance and service plan. For details, please contact your local sales team.

STD190, 290

The STD190 and STD290 sensors are delivered as complete units that consist of a housing and a cable with four sensors located at 0.5 m (1.6 ft.) intervals. The distance from the first sensor to the housing is 2.5 m (8.2 ft.).

This mean-value temperature sensor contains four thermistors. It is is used for temperature measurement in air ducts and is mounted onto a grid or on wires suspended across a duct.

Accuracy: See Appendix A, table D
Calibration certificates: See Appendix B
Thermistor table: See Appendix C, table A

Part number	Model number	Description	System
5123060010	STD190	Average Duct Temperature Sensor	TAC Vista TAC Xenta
5123060020	STD290	Average Duct Temperature Sensor	TAC I/NET

SpaceLogic Sensors
Immersion Temperature Sensors
STX120, 140

Note: These products are subject to a withdrawal plan. Some are part of a maintenance and service plan. For details, please contact your local sales team.

STX120

The sensor, which is made of stainless steel, is delivered with a 2 m (6.56 ft.) or 4 m (13.12 ft.) cable PVC sheathed overall. STX120 is intended for measuring water temperature in heating applications, mounted in a well/pocket.

Accuracy: See Appendix A, tables A, D
Calibration certificates: See Appendix B
Thermistor table: See Appendix C, table A

Part number	Model number	Description	System
5123302000	STX120-200	Immersion Temperature Sensor	TAC Vista TAC Xenta
5123304000	STX120-400	Immersion Temperature Sensor	TAC Vista TAC Xenta

STX140

The sensor, which is made of polythene tube Ø 10 mm (0.39 in.), is delivered with a 2 m (6.56 ft.) cable. The STX140 is primarily intended for laying underfloor. Four thermistors are evenly spaced along the length of the tube.

When laying underground, the thermistor cable should be placed in pipes with a minimum inside diameter of 12 mm (0.47 in.).

Accuracy: See Appendix A, table D
Calibration certificates: See Appendix B
Thermistor table: See Appendix C, table A

Part number	Model number	Description	System
5123310000	STX140	Ground Temperature Sensor	TAC Vista TAC Xenta

SpaceLogic Sensors
Immersion Temperature Sensors
STP100, 200, 600

Note: These products are subject to a withdrawal plan. Some are part of a maintenance and service plan. For details, please contact your local sales team.

STP100, 200, 600

These sensors are designed for immersion mounting in pipe systems with a separate pocket/well. The pocket/well is sealed, making it easy to replace the sensor if necessary. The STP housing is equipped with a Ø 20 mm (0.79 in.) cable fitting. A 20 mm (0.79 in.) cable gland is supplied. The pocket/well must be ordered separately (see pages 21 and 85 for ordering information).

Accuracy: See Appendix A, tables A, B, C
Calibration certificates: See Appendix B
Thermistor table: See Appendix C, table A

Part number	Model number	Description	Probe length	System
5123102010	STP100-50	Pipe Temperature Sensor	50 mm (1.97 in.)	TAC Vista, TAC Xenta
5123104010	STP100-100	Pipe Temperature Sensor	100 mm (3.94 in.)	TAC Vista, TAC Xenta
5123106010	STP100-150	Pipe Temperature Sensor	150 mm (5.91 in.)	TAC Vista, TAC Xenta
5123108010	STP100-200	Pipe Temperature Sensor	200 mm (7.87 in.)	TAC Vista, TAC Xenta
5123110010	STP100-250	Pipe Temperature Sensor	250 mm (9.84 in.)	TAC Vista, TAC Xenta
5123112010	STP100-300	Pipe Temperature Sensor	300 mm (11.81 in.)	TAC Vista, TAC Xenta
5123114010	STP100-400	Pipe Temperature Sensor	400 mm (15.75 in.)	TAC Vista, TAC Xenta
5123130010	STP200-50	Pipe Temperature Sensor	50 mm (1.97 in.)	TAC I/NET
5123132010	STP200-100	Pipe Temperature Sensor	100 mm (3.94 in.)	TAC I/NET
5123134010	STP200-150	Pipe Temperature Sensor	150 mm (5.91 in.)	TAC I/NET
5123136010	STP200-200	Pipe Temperature Sensor	200 mm (7.87 in.)	TAC I/NET
5123138010	STP200-250	Pipe Temperature Sensor	250 mm (9.84 in.)	TAC I/NET
5123140010	STP200-300	Pipe Temperature Sensor	300 mm (11.81 in.)	TAC I/NET
5123142010	STP200-400	Pipe Temperature Sensor	400 mm (15.75 in.)	TAC I/NET
5126010000	STP600D	Pipe Temperature Sensor	100 mm (3.94 in.)	Drayton

SpaceLogic Sensors
Immersion Temperature Sensors
STP120, 220, 620, 660

Note: These products are subject to a withdrawal plan. Some are part of a maintenance and service plan. For details, please contact your local sales team.

STP120, 220, 620

The STP120, 220, 620 temperature sensors are intended for immersion mounting in pipe systems without requiring a pocket/well. This product is for use in fast time constant systems such as district heating applications. The STP housing is equipped with a Ø 20 mm (0.79 in.) cable fitting. A 20 mm (0.79 in.) cable gland is supplied.

Accuracy: See Appendix A, tables A, B, F
Calibration certificates: See Appendix B
Thermistor table: See Appendix C, table A

Part number	Model number	Description	Probe length	System
5123158010	STP120-70	Pipe Temperature Sensor	70 mm (2.76 in.)	TAC Vista TAC Xenta
5123160010	STP120-120	Pipe Temperature Sensor	120 mm (4.72 in.)	TAC Vista TAC Xenta
5123162010	STP120-220	Pipe Temperature Sensor	220 mm (8.66 in.)	TAC Vista TAC Xenta
5123230000	STP220-70	Pipe Temperature Sensor	70 mm (2.76 in.)	TAC I/NET
5123232000	STP220-120	Pipe Temperature Sensor	120 mm (4.72 in.)	TAC I/NET
5123234000	STP220-220	Pipe Temperature Sensor	220 mm (8.66 in.)	TAC I/NET
5126090000	STP620	Pipe Temperature Sensor	100 mm (3.94 in.)	Satchwell



STP660

The STP660 temperature sensor is intended for immersion mounting in pipe systems with a separate pocket/well, and has a telescopic probe extendable from 100 … 300 mm (3.94 … 11.81 in.). This technology makes the product ideal for the HVAC service industry as the probe is adjustable for various sizes of pocket/well (see pages 21 and 85 for ordering information). The tip is primed with heat conductive paste, ensuring that the time constant is optimized. The pocket/well is sealed, making it easy to replace the sensor if necessary.

The STP housing is equipped with a Ø 20 mm (0.79 in.) cable fitting. A 20 mm (0.79 in.) cable gland is supplied. As there is a choice of both pocket/well material (brass or stainless steel) and size (120 or 200 mm) (3.94 or 7.87 in.) for this sensor, the pocket/well must be ordered separately. See the DWA range in the pockets/wells section of this catalog.

Accuracy: See Appendix A, table F
Calibration certificates: See Appendix B
Thermistor table: See Appendix C, table A

Part number	Model number	Description	Probe length	System
5126080000	STP660	Telescopic Pipe Temp. Sensor	100 … 300 mm (3.94 … 11.81 in.)	Satchwell

Pockets/Wells

Note: These products are subject to a withdrawal plan. Some are part of a maintenance and service plan. For details, please contact your local sales team.

Pockets/Wells

The table below provides a list of pockets/wells suitable for use with most pipe sensors and transmitters. For Satchwell pipe sensors use DWA pockets/wells. Note: pockets/wells must be ordered separately..

Part number	Description	Probe length
9121060000	Pocket STP 120 mm Stainless steel (Satchwell DWA0002)	120 mm (4.72 in.)
9121062000	Pocket STP 200 mm Brass (Satchwell DWA0003)	200 mm (7.87 in.)
9121064000	Pocket STP 200 mm Stainless steel (Satchwell DWA0004)	200 mm (7.87 in.)
9121066000	Pocket STP 120 mm Brass (Satchwell DWA0005)	120 mm (4.72 in.)

STC100, 110, 200, 210, 600
Strap-on/Contact Temperature Sensors

Note: These products are subject to a withdrawal plan. Some are part of a maintenance and service plan. For details, please contact your local sales team.

STC100, 200, 600

STC strap-on temperature sensors are designed for surface pipe mounting. The STC housing is equipped with a Ø 20 mm (0.79 in.) cable fitting.

Accuracy: See Appendix A, tables A, B, F
Calibration certificates: See Appendix B
Thermistor table: See Appendix C, table A

Part number	Model number	Description	System
5123202010	STC100	Contact Temperature Sensor	TAC Vista TAC Xenta
5123206010	STC200	Contact Temperature Sensor	TAC I/NET
5126070000	STC600	Contact Temperature Sensor	Satchwell
5126020000	STC600D	Contact Temperature Sensor	Drayton

STC110, 210

The STC110 and STC210 temperature sensors are designed for mounting on pipe systems of max. Ø 90 mm (3.54 in.). The temperature sensor is supplied with a connection cable of 2 m (6.56 ft.) or 4 m (13.12 ft.).

Accuracy: See Appendix A, table C
Calibration certificates: See Appendix B
Thermistor table: See Appendix C, table A

Part number	Model number	Description	System
5123210000	STC110-200	Contact Temperature Sensor (2 m cable)	TAC Vista TAC Xenta
5123212000	STC110-400	Contact Temperature Sensor (4 m cable)	TAC Vista TAC Xenta
5123236000	STC210-200	Contact Temperature Sensor (2 m cable)	TAC I/NET
5123238000	STC210-400	Contact Temperature Sensor (4 m cable)	TAC I/NET

SpaceLogic Sensors
Outdoor Temperature Sensors
STO100, 200, 600

Note: These products are subject to a withdrawal plan. Some are part of a maintenance and service plan. For details, please contact your local sales team.

STO100, 200, 600

These outdoor sensors are intended for outdoor wall mounting. The body has a Ø 20 mm (0.79 in.) conduit entry and the product is supplied with a conduit gland.

Accuracy: See Appendix A, tables A, B, F
Calibration certificates: See Appendix B
Thermistor table: See Appendix C, table A

Part number	Model number	Description	System
5141100010	STO100	Outdoor Temperature Sensor	TAC Vista TAC Xenta
5123246000	STO200	Outdoor Temperature Sensor	TAC I/NET
5126060000	STO600	Outdoor Temperature Sensor	Satchwell
5126050000	SSO600	Outdoor Temperature Sensor	Satchwell
5126000000	STO600D	Outdoor Temperature Sensor	Drayton

aSENSE Series
Duct Air Quality Transmitters

Note: These products are subject to a withdrawal plan. Some are part of a maintenance and service plan. For details, please contact your local sales team.

aSENSE m III CO & CO_2 Combi

This device measures both carbon monoxide and carbon dioxide and therefore is ideal for measuring air quality for health purposes in indoor carparks and traffic tunnels. Energy efficiency can be achieved by using the measurement(s) to vary the fan speed of the fresh air supply equipment.

Part number	Model number	Description	Manufacturer
6553064000	040-8-0066	aSENSE m III CO & CO_2 Combi for Duct Mounting	SenseAir

Technical documentation from www.SenseAir.se

aSENSE m III CO & CO_2 Combi

A combined carbon monoxide and carbon dioxide sensor ideal for measuring air quality for health purposes in indoor carparks and traffic tunnels. Energy efficiency can be achieved by using the measurement(s) to vary the fan speed of the fresh air supply equipment.

Part number	Model number	Description	Manufacturer
6553063000	040-8-0064	aSENSE m III CO & CO_2 Combi for Large Spaces	SenseAir

Technical documentation from www.SenseAir.se

SCD Series
Duct Air Quality Transmitters

Note: These products are subject to a withdrawal plan. Some are part of a maintenance and service plan. For details, please contact your local sales team.

SCD Series

The SCD range of CO_2 transmitters with temperature sensing combines the option of adding a humidity transmitter into a single unit. Temperature sensing for all current platforms is available dependent on the model selected thus offering lower cost installation.

Outputs are user selectable, 0 … 10 Vdc, 0 … 5 Vdc or 4 … 20 mA. The sensor is auto-calibrating using the Auto Baseline Calibration (ABC) feature and will sense CO_2 concentrations in the range 0 … 2000 ppm with an accuracy of ±2% of measured value.

The transmitter also include a relay that will switch at 800/1000 or 1200 ppm dependent on internal switch settings.

Replacement humidity tips are available including a 2% NIST traceable tip. If calibration is required, order the standard product and the replacement 2% tip.

Thermistor table: See Appendix C, table B

Specifications

Input voltage	24 Vac/20 … 36 Vdc
Analog output	4 … 20 mA, 0 … 5 Vdc or 0 … 10 Vdc
Current draw	40 … 150 mA (dependent on input voltage)

Note: See product datasheet for full list of specifications.

Part number	Model number	Duct mounted CO_2 sensor with:			
		Temp	2% RH	LCD	System
5152300000	SCD110	X			1.8 kΩ
5152302000	SCD110-D	X		X	1.8 kΩ
5152304000	SCD110-H	X	X		1.8 kΩ
5152306000	SCD110-D-H	X	X	X	1.8 kΩ
5152308000	SCD210	X			10 kΩ T2
5152310000	SCD210-D	X		X	10 kΩ T2
5152312000	SCD210-H	X	X		10 kΩ T2
5152314000	SCD210-D-H	X	X	X	TAC I/NET 10 kΩ T2
5152316000	SCD510	X			10 kΩ T3
5152318000	SCD510-D	X		X	10 kΩ T3
5152320000	SCD510-H	X	X		10 kΩ T3
5152322000	SCD510-D-H	X	X	X	10 kΩ T3
5152324000	SCD610	X			10 kΩ T3 Resistor/Shunt
5152326000	SCD610-D	X		X	10 kΩ T3 Resistor/Shunt
5152328000	SCD610-H	X	X		10 kΩ T3 Resistor/Shunt
5152330000	SCD610-D-H	X	X	X	10 kΩ T3 Resistor/Shunt
5152332000	SCD810	X			10 kΩ T3 with Shunt
5152334000	SCD810-D	X		X	10 kΩ T3 with Shunt
5152336000	SCD810-H	X	X		10 kΩ T3 with Shunt
5152338000	SCD810-D-H	X	X	X	10 kΩ T3 with Shunt
5152339010	HS2NX	Replaceable RH Element, 2%, NIST			
5152339000	HS2XX	Replaceable RH Element, 2%			

SpaceLogic Sensors
SHD100 Duct Temperature and Humidity Sensors

Note: These products are subject to a withdrawal plan. Some are part of a maintenance and service plan. For details, please contact your local sales team.

SHD100

The SHD100 is an active sensor, which measures relative humidity (% RH) and converts the measurement into an electric current 4 … 20 mA or a voltage level 0 … 10 Vdc. SHD100 is intended for duct installation and is used for relative humidity measurement within air ducts. The transmitter is delivered as a complete unit, comprising an aluminium mounting flange with the sensing element, and an amplifier mounted in a separate housing.

The sensor has negligible hysteresis and is insensitive to dust as well as a wide range of chemicals. The housing accommodates a 20 mm dual-dimension conduit. A conduit gland nut is supplied with the unit.

Models with -T also include temperature measurement through use of a passive thermistor output suitable for connection to the appropriate controller system type.

Calibration certificates: See Appendix B

Specifications

Output	Selectable, 0 … 10 Vdc or 4 … 20 mA
Range	0 … 95% RH
Accuracy	±2%
Supply	24 Vac/15 … 36 Vdc

Note: See product datasheet for full list of specifications.

Part number	Model number	Description	System
006902321	SHD100	Duct Humidity Sensor	All (% RH only)
006902381	SHD101-T5	Duct Humidity + Temperature	SpaceLogic, Andover Continuum, TAC Vista, TAC Xenta

SHO100
Outdoor Humidity Sensors

Note: These products are subject to a withdrawal plan. Some are part of a maintenance and service plan. For details, please contact your local sales team.

SHO100

The SHO100 is an active sensor, which measures relative humidity (% RH) and converts the measurement into an electric current 4 … 20 mA or a voltage level of 0 … 10 Vdc. The SHO series is intended for outdoor humidity measurement.

Models with -T also include temperature measurement through use of a passive thermistor output suitable for connection to the appropriate controller system type.

Calibration certificates: See Appendix B

Specifications

Output	Selectable, 4 … 20 mA, 0 … 10 Vdc
Range	0 … 95% RH
Accuracy	±2%
Supply	24 Vac/15 … 36 Vdc

Note: See product datasheet for full list of specifications.

Part number	Model number	Description	System
006902361	SHO100	Outdoor Humidity Sensor	All (% RH only)
006902401	SHO101-T5	Outdoor Humidity + Temperature	SpaceLogic, Andover Continuum, TAC Vista, TAC Xenta

KLR-E/RTR-E/FR-E Series Room Controllers

Note: These products are subject to a withdrawal plan. Some are part of a maintenance and service plan. For details, please contact your local sales team.

KLR-E

This selection of air conditioning controllers offer a variety of features most commonly required for the control of heating and cooling in residential and office applications.

Part number	Description
KLR-E 517 7801	0 … 10 Vdc Outputs + On/Off Heat with LCD
KLR-E 517 7805	0 … 10 Vdc Outputs + On/Off Heat & Fan with LCD
KLR-E 517 7810	0 … 10 Vdc Outputs + On/Off Heat + Fan Speed with LCD
KLR-E 525 52 HP	On/Off Outputs with Power Indicator + Fan Speed
KLR-E 525 52 4P	On/Off Outputs with Mode Indicators + Fan Speed
KLR-E 525 55	0 … 10 Vdc Outputs
KLR-E 525 56	0 … 10 Vdc Outputs + Fan Speed
KLR-E 527 23	On/Off Outputs + Fan Speed with LCD
KLR-E 527 24	On/Off Outputs + Fan Speed + Mode Select with LCD
KLR-E 7009	On/Off Outputs + Fan Speed
KLR-E 7010	On/Off Outputs + Fan Speed + Mode Select
KLR-E 7011	On/Off Outputs + Fan Speed
KLR-E 7012	On/Off Outputs + Fan Speed + Mode Select
KLR-E 7026	On/Off Output + Fan Speed
KLR-E 7038	On/Off Outputs + Fan Speed + Mode Select
KLR-E 7202	On/Off Outputs without Indicators
KLR-E 7203	On/Off Outputs + Fan Speed without Indicators
KLR-E 7204	On/Off Outputs + Fan Speed with Indicators
KLR-E 7611	On/Off Output + On/Off

RTR-E

These electronic room controllers offer a basic form of on/off heat or heat/cool control within a 75 x 75 mm enclosure.

Part number	Description
RTR-E 3502	On/Off output with set-point, indicator and On/Off switch
RTR-E 3520	On/Off output with set-point only
RTR-E 6124	On/Off output with set-point and On/Off switch
RTR-E 6721	Change-over output without indicator

FR-E

An electronic temperature controller with remote temperature sensor suitable for electric floor heating systems.

Part number	Description
FR-E 525 31	Floor Heating Controller with Remote Sensor

Accessories

For mounting controllers to nearly all conduit boxes used internationally.

Part number	Description
ARA 1.7 E	KLR-E Series Plastic Adaptor Frame
ARA 1 E	RTR-E Series Plastic Adaptor Frame

STR100 & 150 Series Living Space

Note: These products are subject to a withdrawal plan. Some are part of a maintenance and service plan. For details, please contact your local sales team.

STR Family

The STR range of wall modules are designed to provide temperature sensing in a wide variety of Living Space applications. Contemporary design ensures they are suitable for installation in both new and existing buildings. The STR wall modules are designed to be mounted directly onto the wall or a back-box/J-box. The base plate is designed to be compatible with a wide range of global fixing methods.

STR100 Series

TAC Xenta Controllers (except Xenta 102-AX)

Part number	Model number	Temp sensor	Mode indicator	Xenta OP jack	Set-point offset	Bypass button	Fan speed control
004600100	STR100	1.8 kΩ					
004600110	STR100-W	1.8 kΩ					
004600300	STR102	1.8 kΩ	X	X	X		
004600400	STR104	1.8 kΩ	X	X	X	X	
004600500	STR106	1.8 kΩ	X	X	X	X	A-0-I-II-III
004600800	STR106-B*	1.8 kΩ	X	X	X	X	A-0-I-II-III

*STR106-B bypass button has no icon (blank)

STR150

TAC Xenta 102 / 103 / 104 and 121 Controllers (except Xenta 102-AX)

The STR150 is a wall module optimized for public facilities such as office buildings, hotels, hospitals, schools and shopping malls. Its attractive appearance and well designed interface makes it suitable for any contemporary building. It is easy to operate and install. STR wall modules are mounted directly on the wall or onto a back-box/J-box and the base plate is designed to be compatible with common global fixing methods. The STR150 is equipped with an LCD for displaying information.

Specifications

Range	5 … 45 °C (41 … 113 °F)
Accuracy	±0.5 °C at 15 … 30 °C (±0.9 °F at 59 … 86 °F)
Resolution	0.1 … 0.5 °C (0.2 … 0.9 °F)
Supply	From controller

Note: See product datasheet for full list of specifications.

Part number	Model number	Com	Display	Backlight
004602800	STR150	Special Comms on digital input	X	

STR200 & 250 Series
Living Space

Note: These products are subject to a withdrawal plan. Some are part of a maintenance and service plan. For details, please contact your local sales team.

STR200 Series
TAC Xenta 102-AX and I/NET Controllers

Part number	Model number	Temp sensor	Mode indicator	Xenta OP jack	Set-point offset	Bypass button	Fan speed control
004603000	STR200	10 kΩ					
004603010	STR200-W	10 kΩ					
004603200	STR202	10 kΩ		X	X	X	

STR250
TAC Xenta 102-AX Controller

STR wall modules are optimized for public facilities such as office buildings, hotels, hospitals, schools and shopping malls. Their attractive appearance and well designed interface makes them suitable for any contemporary building. They are easy to operate and install. STR wall modules are designed to be mounted directly on the wall or onto a variety of back-boxes/ J-boxes. The plug-in concept makes wiring quick and easy.

The STR250 replaces the I/STAT LCD with regard to major functionality such as indoor and outdoor temperature indication, set-point adjustment, bypass mode and fan speed commands. The STR250 can be used with the I/NET 7728 and MR, and Xenta 102-AX controllers. All local configuration is carried out using an M/STAT module.

Specifications

Range	5 … 45 °C (41 … 113 °F)
Accuracy	±0.5 °C at 15 … 30 °C (±0.9 °F at 59 … 86 °F)
Resolution	Selectable, 0.1 … 0.5 °C (0.2 … 0.9 °F)
Supply	From controller

Note: See product datasheet for full list of specifications.

Part number	Model number	Com	Display	Backlight
004603300	STR250	Special Comms	X	
004603310	STR250 No Logo	Special Comms	X	

STR350/351 Series
Living Space

Note: These products are subject to a withdrawal plan. Some are part of a maintenance and service plan. For details, please contact your local sales team.

STR350/351

TAC Xenta Controllers (except Xenta 102-AX)

The STR350 and STR351 use LON communication to display and control the room temperature and fan speed. Optionally, one lighting group and/or one sunblind group can be controlled. The STR350/351 can also be used in TAC Vista Classic configurations, that is, without the need for separate binding tool.

Both models, STR350 and STR351, have an extra analog (0 … 10 Vdc) input that can be connected to a CO_2, relative humidity or occupancy sensor. The STR350 and STR351 are equipped with an LCD display (STR351 with backlight) that displays the different functions of the module. STR wall modules are mounted directly on the wall or onto a back-box/J-box.

Specifications

Range	5 … 45 °C (41 … 113 °F)
Accuracy	±0.6 °C (±1.0 °F)
Resolution	0.1 or 1 °C (0.2° or 2 °F)
Supply	24 Vac

Note: See product datasheet for full list of specifications.

Part number	Model number	Com	Display	Backlight
004605000	STR350	LonWorks	X	
004605200	STR350-B	LonWorks	X	
004605100	STR351	LonWorks	X	X
004605110	STR351 No Logo	LonWorks	X	X

STR500, 600 & 800 Series Living Space

Note: These products are subject to a withdrawal plan. Some are part of a maintenance and service plan. For details, please contact your local sales team.

STR500 Series
Andover Continuum Controllers

Part number	Model number	Temp sensor	Mode indicator	RJ-10 jack	Set-point offset	Bypass button	Fan speed control
004606000	STR500	10 kΩ					
004606100	STR502	10 kΩ	X	X	X		
004606200	STR504	10 kΩ	X	X	X	X	

STR600 Series
Satchwell Controllers

Part number	Model number	Temp sensor	Mode indicator	Xenta OP jack	Set-point offset	Bypass button	Fan speed control
004604100	STR600	5.02 kΩ					
004604300	STR602	5.02 kΩ			X		
004604500	STR610	5.02 kΩ	X		X		A-0-I-II-III
004604800	STR613	5.02 kΩ	X		X		

STR800 Series
I/A Controllers

The STR800 series of living space temperature sensors are designed to be used with the I/A series of controllers and to replace the existing TSMN range.

The introduction of these sensors completes the STR range so a single design style can be offered across the Schneider Electric range.

The products are simple to install and can be directly wall mounted or mounted on to a back-box/J-box. They are designed for use in any public building, such as offices, hotels, schools or shopping malls. A model selection guide is shown below.

Specifications

Output	NTC Thermistor, Balco, or Platinum Resistance
Range	0 … 50 °C (32 … 122 °F) Max. 90% RH non-condensing

Accuracy: See Appendix A, table G

Part number	Model number	Description	Compare to
004607000	STR800	Living Space temp sensor	TSMN-57011-850
004607100	STR801	Living Space temp sensor w/ASD jack	TSMN-90220-850
004607210	STR802C	Living Space temp w/ °C set-point Adj. & ASD jack	–
004607220	STR802WC	Living Space temp w/warmer/cooler set-point Adj. & ASD jack	–
004607300	STR803	Living Space temp w/bypass & ASD jack	TSMN-90230-850
004607400	STR804F	Living Space temp w/bypass °F set-point Adj. & ASD jack	TSMN-90250-850
004607420	STR804WC	Living Space temp w/bypass/warmer/cooler set-point Adj. & ASD jack	–
004607500	STRBKO	Living Space temp sensor	TSMN-81011
004607510	STRPKO	Living Space temp sensor	TSMN-58011

SHR Series
Living Space

Note: These products are subject to a withdrawal plan. Some are part of a maintenance and service plan. For details, please contact your local sales team.

SHR Series

The SHR Series is an active sensor, which measures relative humidity (% RH) and converts the measurement into two selectable output signals: voltage 0 … 5 Vdc or 0 … 10 Vdc, or an electric current 4 … 20 mA. The SHR models measure relative humidity using a digitally profiled thin-film capacitive element that provides ±2% accuracy over the range. Replaceable humidity elements are available in NIST and non-NIST versions. Each SHR model comes with an embedded temperature sensing element. Please refer to the table below to determine system compatibility.

Specifications

Output	Selectable, 0 … 5 Vdc, 0 … 10 Vdc or 4 … 20 mA
Range	0 … 95% RH
Accuracy	±2%
Supply	24 Vac/20 … 36 Vdc

Note: See product datasheet for full list of specifications.

Part number	Model number	Humidity	Temperature	System Compatibility
006903115	SHR110-T	X	X	TAC Vista
006903215	SHR210-T	X	X	TAC I/NET
006903515	SHR510-T	X	X	Andover Continuum
006903615	SHR610-T	X	X	Satchwell
006903815	SHR810-T	X	X	TAC I/A Series
5152339010	HS2xx	X		2% RH
5152339000	hs2Nx	X		2% RH NIST

SCR Series
Living Space

Note: These products are subject to a withdrawal plan. Some are part of a maintenance and service plan. For details, please contact your local sales team.

SCR Series

The SCR range of CO_2 transmitters combine the option of adding a humidity transmitter into a single unit. Temperature sensing for all current platforms is available dependent on the model selected thus offering lower cost installation. Outputs are user selectable, 0 … 10 Vdc, 0 … 5 Vdc or 4 … 20 mA.

The sensor is auto-calibrating using the Auto Baseline Calibration (ABC) feature and will sense CO_2 concentrations in the range 0 … 2000 ppm with an accuracy of ±2% of measured value (at 20 °C and 101.3 kPa).

The transmitter also includes a relay that will switch at 800/1000 or 1200 ppm dependent on internal switch settings.

Replacement humidity tips are available including a 2% NIST traceable tip. If calibration is required, order the standard product and the replacement 2% tip.

Specifications

Input voltage	24 Vac/20 … 36 Vdc
Analog output	4 … 20 mA, 0 … 5 Vdc or 0 … 10 Vdc
Current draw	50 … 170 mA (dependent on input voltage)

Note: See product datasheet for full list of specifications.

Part number	Model number	Wall mounted CO_2 sensor with:			
		LED	TEMP	2% RH	System
5152400000	SCR110	x	x		TAC Vista 1.8 kΩ
5152402000	SCR110-H	x	x	x	TAC Vista 1.8 kΩ
5152420000	SCR110B		x		TAC Vista 1.8 kΩ
5152422000	SCR110B-H		x	x	TAC Vista 1.8 kΩ
5152404000	SCR210	x	x		TAC I/NET 10 kΩ T2
5152406000	SCR210-H	x	x	x	TAC I/NET 10 kΩ T2
5152424000	SCR210B		x		TAC I/NET 10 kΩ T2
5152426000	SCR210B-H		x	x	TAC I/NET 10 kΩ T2
5152408000	SCR510	x	x		Andover Continuum 10 kΩ T3
5152410000	SCR510-H	x	x	x	Andover Continuum 10 kΩ T3
5152428000	SCR510B		x		Andover Continuum 10 kΩ T3
5152430000	SCR510B-H		x	x	Andover Continuum 10 kΩ T3
5152412000	SCR610	x	x		Satchwell 10 kΩ T3 Resistor/Shunt
5152414000	SCR610-H	x	x	x	Satchwell 10 kΩ T3 Resistor/Shunt
5152432000	SCR610B		x		Satchwell 10 kΩ T3 Resistor/Shunt
5152434000	SCR610B-H		x	x	Satchwell 10 kΩ T3 Resistor/Shunt
5152416000	SCR810	x	x		I/A 10 kΩ T3 with Shunt
5152418000	SCR810-H	x	x	x	I/A 10 kΩ T3 with Shunt
5152436000	SCR810B		x		I/A 10 kΩ T3 with Shunt
5152438000	SCR810B-H		x	x	I/A 10 kΩ T3 with Shunt
5152339010	HS2NX	Replaceable RH Element, 2% NIST			
5152339000	HS2XX	Replaceable RH Element, 2%			

TC100 Series
Electro-Mechanical Thermostats

Note: These products are subject to a withdrawal plan. Some are part of a maintenance and service plan. For details, please contact your local sales team.

The TC100 Series of fan coil thermostats are optimized for office building, hotel and residential applications. The TC100 Series can be used for 2-pipe or 4-pipe applications. Their simple design makes them suitable for any contemporary building. They are both easy to operate and install.

Features

- Set-point, fan speed and mode control
- Easy to install and maintain
- Green set-point marking indicates ideal range for energy efficiency

Functions

Set-point Adjustment - The set-point adjustment dial allows users to select a desired set-point for the space. The green set-point marking provides the user with the ideal range to optimize energy efficiency. The set-point range can also be limited by locking the set-point range.

Fan Speed - Users can select between High, Medium and Low fan speeds by adjusting the fan speed switch.

Mode Control - Users can switch modes from heating to cooling, or turn the thermostat off by adjusting the mode switch.

Specifications

Sensing element	10 kΩ NTC (3950)
Accuracy	±1.5 °C at 20 °C
Set-point range	5 … 30 °C
Operating temperature	0 … 45 °C
Operating humidity	5 … 90% RH
Power supply	230 Vac ±10%, 50/60 Hz
Switch current rating	5 A resistive, 2 A inductive
Protection class	IP20
Housing	Flame-retardant PC
Dimensions.	86 x 86 x 27 mm (3.38 x 3.38 x 1.06 in.)
Hole pitch	60 mm (2.36 in.) (Standard)

Note: See product datasheet for full list of specifications.

Part number	Description	Application
TC103-3A2	FCU Thermostat for 2-position on/off actuator (2-wire)	2-pipe
TC103-3A2C	FCU Thermostat for 2-position on/off actuator with fan stop (2-wire)	2-pipe
TC103-3B2	FCU Thermostat for 2-position on/off actuator (3-wire)	2-pipe
TC103-3B2C	FCU Thermostat for 2-position on/off actuator with fan stop (3-wire)*	2-pipe
TC103-3A4	FCU Thermostat for 2-position on/off actuator (2-wire) 4-pipe	4-pipe

*3-wire actuator requires Form C/time-out functionality.

Appendices

Sensor Accuracy Tables

Table A

For all TAC Vista (100 Series Sensors), e.g. STD100

At temperature	Accuracy
-25 °C/-13 °F	±0.7 °C/±1.3 °F
±0 °C/32 °F	±0.5 °C/±0.9 °F
25 °C/77 °F	±0.3 °C/±0.5 °F
50 °C/122 °F	±0.6 °C/±1.1 °F
75 °C/167 °F	±0.9 °C/±1.6 °F
100 °C/212 °F	±1.3 °C/±2.3 °F

Table B

For all TAC I/NET (200 Series Sensors), e.g. STD200

At temperature	Accuracy
25 °C/-13 °F	±0.5 °C/±0.9 °F
±0 °C/32 °F	±0.2 °C/±0.4 °F
25 °C/77 °F	±0.2 °C/±0.4 °F
50 °C/122 °F	±0.2 °C/±0.4 °F
70 °C/158 °F	±0.2 °C/±0.4 °F
100 °C/212 °F	±0.5 °C/±0.9 °F

Table C

For all Andover Continuum (500 Series Sensors), e.g. STD500

At temperature	Accuracy
-25 °C/-13 °F	±0.5 °C/±0.9 °F
±0 °C/32 °F	±0.2 °C/±0.4 °F
25 °C/77 °F	±0.2 °C/±0.4 °F
50 °C/122 °F	±0.2 °C/±0.4 °F
70 °C/158 °F	±0.2 °C/±0.4 °F
100 °C/212 °F	±0.5 °C/±0.9 °F

Table D

For all TAC Vista Averaging Sensors (100 Series), e.g.STD 190

At temperature	Accuracy
-25 °C/-13 °F	±0.7 °C/±1.3 °F
±0 °C/32 °F	±0.5 °C/±0.9 °F
25 °C/77 °F	±0.3 °C/±0.5 °F
50 °C/122 °F	±0.6 °C/±1.1 °F
75 °C/167 °F	±0.9 °C/±1.6 °F
100 °C/212 °F	±1.3 °C/±2.3 °F

Table E

For all Andover Continuum Averaging Sensors (500 Series), e.g. STD500-150

At temperature	Accuracy
-25 °C/-13 °F	±0.5 °C/±0.9 °F
±0 °C/32 °F	±0.2 °C/±0.4 °F
25 °C/77 °F	±0.2 °C/±0.4 °F
50 °C/122 °F	±0.2 °C/±0.4 °F
70 °C/158 °F	±0.2 °C/±0.4 °F
100 °C/212 °F	±0.5 °C/±0.9 °F

Table F

For all Satchwell Sensors (600 Series), e.g. STR600

At temperature	Accuracy
-25 °C/-13 °F	±0.6 °C/±1.0 °F
±0 °C/32 °F	±0.3 °C/±0.5 °F
25 °C/77 °F	±0.2 °C/±0.4 °F
50 °C/122 °F	±0.2 °C/±0.4 °F
75 °C/167 °F	±0.3 °C/±0.5 °F
100 °C/212 °F	±0.3 °C/±0.5 °F

Table G

For all TAC I/A Series Sensors

At temperature	Accuracy
0 °C/32 °F	±0.3 °C/±0.5 °F
10 °C/50 °F	±0.3 °C/±0.5 °F
25 °C/75 °F	±0.3 °C/±0.5 °F
35 °C/95 °F	±0.3 °C/±0.5 °F
50 °C/122 °F	±0.3 °C/±0.5 °F

Calibration Certificates

Temperature, Humidity and Pressure Sensor Calibration Certificates

See the table below for the available sensor calibration certificates. A certificate is available only when ordered at the same time as the sensor. The sensor is ordered as usual, and the calibration will appear as a separate item/charge.

To order calibration certificates, complete the Sensor Calibration Certificate Form available on the Exchange and submit it with your product order.

Part Number	Product Range	Calibration Description	Calibration Points		
Temperature Calibration Certificate					
9814000292	STC, STD, STP, STO, STX	Passive Temperature	-	25°C (77°F)	-
	STD300, STD4x0, STP300, STO300, STR300	3 PT Temp. Transmitter	25% of Range	50% of Range	75% of Range
Humidity/Pressure Calibration Certificate					
9814000293	SHD, SHO	Humidity 3 PT	33% RH	54% RH	75% RH
	SPD	Differential Pressure	25% of Range	50% of Range	100% of Range
	SPP	Static Pressure	25% of Range		100% of Range
	SPW	Differential Pressure 6PT	0% of Range/ 10% of Range	25% of Range/ 50% of Range	75% of Range/ 100% of Range

Thermistor Tables

Table A. Thermistor Table for STD, STX, STP, STC and STO Temperature Sensors

°C	°F	TAC Vista 1.8K	TAC I/NET 10K T2	Continuum 10K T3	With Resistor & Shunt
-40	-40	39,073	336,109	239,828	9,711
-30	-22	22,301	176,807	135,233	9,465
-20	-4	13,196	97,008	78,930	9,066
-10	14	8,069	55,304	47,549	8,471
0	32	5,085	32,651	29,490	7,661
10	50	3,294	19,903	18,787	6,667
20	68	2,189	12,493	12,268	5,573
25	77	1,800	10,000	10,000	5,025
30	86	1,489	8,056	8,196	4,493
40	104	1,034	5,325	5,594	3,515
50	122	733	3,601	3,893	2,701

Table B. Thermistor Table for SCD CO_2 Sensors

°C	°F	TAC Vista 1.8K	TAC I/NET 10K T2	Continuum 10K T3	Satchwell 10K T3 with Resistor & Shunt	TAC I/A Series 10K T3 with Shunt
-40	-40	42,848	344,702	242,599	9,604	10,523
-30	-22	23,563	180,148	136,484	9,318	10,180
-20	-4	13,586	98,324	79,472	8,884	9,663
-10	14	8,167	55,786	47,772	8,272	8,941
0	32	5,096	32,773	29,575	7,480	8,018
10	50	3,287	19,931	18,809	6,541	6,941
20	68	2,185	12,497	12,271	5,530	5,800
25	77	1,800	10,000	10,000	5,025	5,238
30	86	1,492	8,055	8,195	4,534	4,696
40	104	1,044	5,323	5,592	3,627	3,707
50	122	747	3,599	3,893	2,854	2,875

Schneider Electric
35 rue Joseph Monier
92500 Rueil Malmaison – France
Phone: +33 (0) 1 41 29 70 00
www.se.com

As standards, specifications, and designs change from time to time, please ask for confirmation of the information given in this publication.

© 2025 Schneider Electric. All Rights Reserved. Schneider Electric is a trademark and the property of Schneider Electric SE, its subsidiaries and affiliated companies. All other trademarks are the property of their respective owners.

F-27839-26
11/2025

Schneider's **purpose is to create Impact** by empowering all to **make the most of our energy and resources**, bridging progress and sustainability for all. At Schneider, we call this **Life Is On**™.

Our mission is to be the trusted partner in **Sustainability and Efficiency**.

We are a ***global industrial technology leader*** bringing world-leading expertise in electrification, automation and digitization to smart **industries**, resilient **infrastructure**, future-proof **data centers**, intelligent **buildings**, and intuitive **homes**. Anchored by our deep domain expertise, we provide integrated end-to-end lifecycle AI enabled Industrial IoT solutions with connected products, automation, software and services, delivering digital twins to enable profitable growth **for our customers**.

We are a **people company** with an ecosystem of 150,000 colleagues and more than a million partners operating in over 100 countries to ensure proximity to our customers and stakeholders. We embrace **diversity and inclusion** in everything we do, guided by our meaningful purpose of a **sustainable future for all**.