



The Wall Box BE-W WEB-NET version is a wall charging station compliant with "MODE 3" in accordance with the International Standard IEC/EN 61851-1. Made in halogen-free engineering plastics, it is characterised by a Dual Feel Sensitive finish and a design that highlights its clean and essential lines.

In domestic applications, it can be controlled via app using a smartphone thanks to the Wi-Fi function. Systems composed of multiple stations accessible by way of user authentication, thanks to the "Master" function can be managed either locally or by remote using LAN connections and/or Wi-Fi hotspots.

The LOAD BALANCING function distributes the available power based on the number of vehicles connected to the various charging stations forming part of the network.

The Wall Box BE-W in WEB-NET mode is available "tethered" with integrated cable, with or without on-board protections in single phase versions, with energy meter, with type 2 or type 3A socket in all versions.

REFERENCE STANDARDS

EN 61851-1 (2011)

Electric vehicle conductive charging system.
Part 1: General requirements.

EN 61439-1 (2011)

Low-voltage switchgear and control gear assemblies.
Part 1: General requirement.


TECHNICAL CHARACTERISTICS

Rated current:	16 A / 32 A
Rated voltage:	230 V AC
Frequency:	50-60 Hz
Insulation voltage:	250 V / 500 V
Protection degree:	IP54
Active parts protection:	IPXXD
Operating ambient temperature:	-25°C to +40°C
Material:	Technopolymer
Glow Wire test:	650°C
IK grade at 20°C:	IK08
Colour:	Grey
Installation:	Wall-mounted
Saline solution:	Resistant
UV rays:	Resistant

STANDARD EQUIPMENT

- RFID user identification and authorisation system
- WEB/OCPP interface
- load balancing
- Wi-Fi hotspot
- adjustable rated current
- 2-line display
- led status indicator
- connector release in case of blackout (under development)
- child safety shutters

APPLICATION EXAMPLES



WALL BOX BE-W PERSONAL-RFID



Power	Code	Socket outlet	RCBO	Energy meter	Display	Rfid
3.7kW	205.W36-A0	Type 2		✓	✓	✓
	205.W32-A0	Type 2	✓	✓	✓	✓
7.4 kW	205.W36-B0	Type 2		✓	✓	✓
	205.W32-B0	Type 2	✓	✓	✓	✓
11 kW	205.W36-C0	Type 2		✓	✓	✓
22 kW	205.W36-D0	Type 2		✓	✓	✓

WALL BOX BE-W WEB-NET



Power	Code	Socket outlet	RCBO	Energy meter	Display	Rfid	LAN	WiFi	LAN + Dongle 3G
7.4 kW	205.W51-B0	Type 2	✓	✓	✓	✓	✓		
	205.W53-B0	Type 2	✓	✓	✓	✓		✓	
	205.W55-B0	Type 2	✓	✓	✓	✓	✓		✓

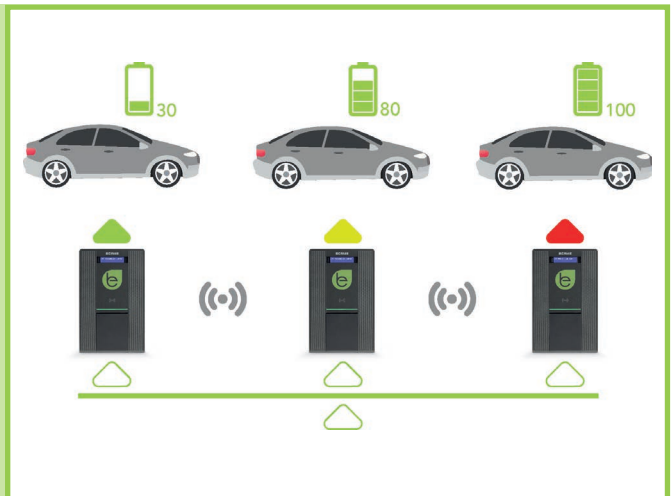
- The WiFi, LAN + Dongle 3G functions are all under development.

LOAD BALANCING

The Load Balancing system allows the available power to be distributed across multiple charging points. The Scame Load Balancing system, by distributing the available power based on the number of electric vehicles being simultaneously charged, proves optimal in cases where there are multiple charging points, but limited power. This allows the possibility to reduce the initial investment, while at the same time increase the number of available charging stations.

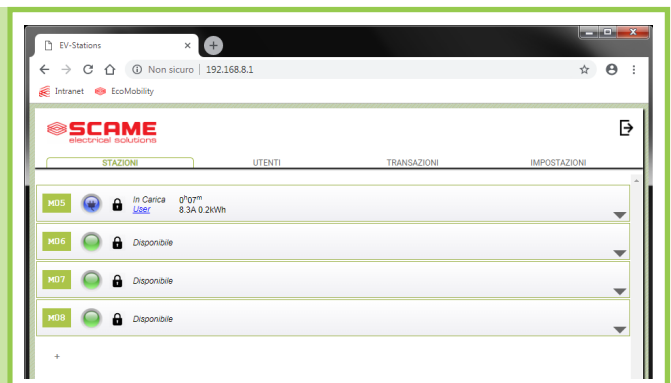
The Load Balancing system can be added to any Scame charging station configured in Web-Net mode and can manage up to 16 charging points with the Master/Slave function.

The product code to order the software is **209.LB01**.



MANAGEMENT SYSTEM

Scame charging stations can be monitored and managed by remote thanks to the Management System, supplied standard in all Web-Net mode stations. It can manage up to 16 charging points with the Master/Slave function. The Management System can be configured in a closed local area network, does not require the installation of any software and can be managed directly by the administrator, using their own browser to connect to the supplied IP address, or can be connected to external control systems thanks to the OCPP communication protocol.



Other available versions. For more information contact e-mobility@scame.com